



Market Analysis:



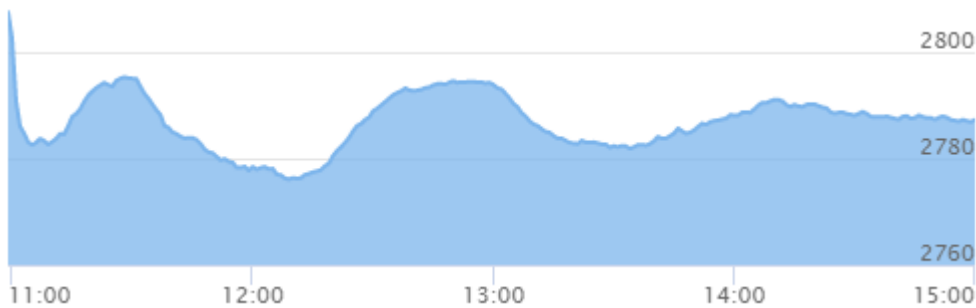
As per attached chart, Market has extended by 6.37 points & closed at 2787 level. Market has opened on huge 26.72 positive points then started to fall but bull kept momentum to close higher. Index has formed a piercing like structure indicating bullish signal as per daily candlestick chart. On last two day's market action clearly showing investor's indecisiveness. All the sectors closed red except the banking, development banks, finance, others & mutual fund. Daily turnover has decreased by 22.18% after yesterday's historic but still higher than monthly moving average volume of 706 crores. On Thursday 78 stocks advanced, 100 declined and 5 remained unchanged.

NEPSE could not surpass the 38.2% extension level of 2793 convincingly and denied to go below 23.6% mark, tested a 50% extension yesterday's intraday high. Market heavy weight Banking shows an incremental up move on last two days & major trend in the market is sustained. When the markets are rising steadily to making fresh all time high daily, is a bit perplexing. Profit booking is fine, but huge selling on expectations that the market would correct may be a wrong investment strategy at the time of bullish cycle. Sectoral rotations are happening and likely to accelerate, going forward. Yesterday, we had highlighted the unsustainable nature of up moves once breached the 2700. But the yesterday's drop thereof bounced off above 2780 level. This buying interest off such a minor support suggests that bulls are still in play. Such upside hopes will be tested at 2793 today, and a break of which would open rooms for 2824-2898 again. Overall market breadth was positive and major sectors remained mix with hydropower, insurance, microfinance, trading sluggishness which resulted profit booking in the end. Hence, daily turnover, volatility & other macro factors will be key to watch on next week.

Corporate News: NMFBS is auctioning 80,000 promoter share with NPR 1022 minimum bid rate. While SIL has announced book closure date for 14th Jestha.

Market Summary : (20.05.2021)

Index	Current	Points Change	% Change
NEPSE	2,787.18	6.37	0.23%
Turnover "NPR"	9,305,222,004.00	(2,652,875,407.00)	-22.18%



- Market gained 6.37 points on Thursday and closed 2787.18 level.
- **Sub-Indices:**

Sub-Indices	Current	Points Change	%Change
Banking	1,851.72	17.34	0.95
Trading	4,155.38	(22.63)	(0.54)
Hotels And Tourism	3,451.12	(18.89)	(0.54)
Development Bank	3,182.31	113.44	3.70
Hydropower	2,770.78	(42.25)	(1.50)
Finance	1,547.40	89.26	6.12
Non-Life Insurance	14,181.23	(23.47)	(0.17)
Manu.& Pro.	5,880.70	(56.82)	(0.96)
Others	2,246.16	1.80	0.08
Microfinance	5,650.51	(13.23)	(0.23)
Life Insurance	18,134.65	(78.85)	(0.43)
Mutual Fund	13.83	-	0.03
Investment	103.06	(0.75)	(0.72)


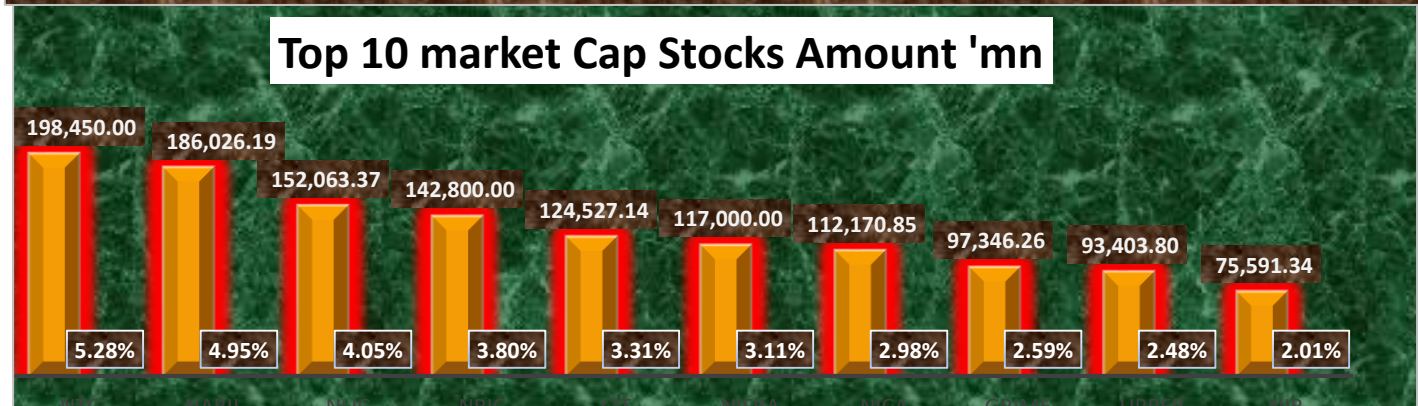
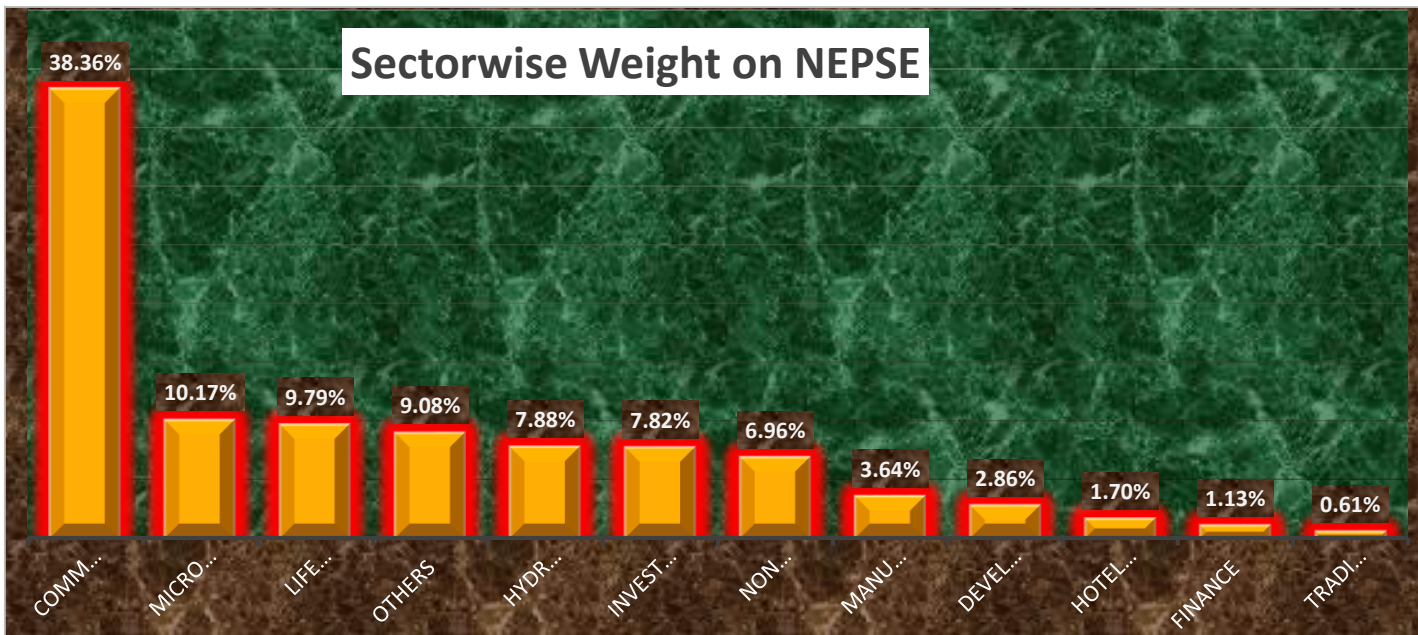
Stock Watch list:

Uptick Stocks	SMATA,NHPC,CHCL,LBBLMFIL,JFL,EDBL,PROFL,CCBL,SANIMA
Downtick Stocks	JOSHI, PROFL BPCL, SCB,UPCL, JLI, KKHC,MDB, CGH,NABBC

Major Market Movement:

Top Gainers				Top Losers			
Symbol	LTP	Point Change	% Change	Symbol	LTP	Point Change	% Change
MFIL	594.00	54.00	10.00	PPCL	342.00	(24.00)	(6.56)
GFCL	396.00	36.00	10.00	KKHC	219.00	(11.00)	(4.78)
SMATA	1,876.00	170.00	9.96	JOSHI	221.00	(10.00)	(4.33)
GUFL	645.00	58.00	9.88	RURU	1,125.00	(45.00)	(3.85)
UMRH	423.00	38.00	9.87	OHL	460.00	(18.00)	(3.77)
JFL	337.00	30.00	9.77	BBC	7,112.00	(268.00)	(3.63)
GMFIL	336.00	29.00	9.45	PMHPL	263.00	(9.00)	(3.31)
MDB	468.00	40.00	9.35	KPCL	365.00	(12.00)	(3.18)
EDBL	632.00	51.00	8.78	AKJCL	218.00	(7.00)	(3.11)
LBBL	325.00	25.00	8.33	NHDL	385.00	(12.00)	(3.02)
Top Stocks by Turnover			Top stocks by shares traded			Top stocks by no. of transaction	
Symbol	Turnover	Closing Price	Symbol	Shares Traded	Closing Price	Symbol	No. Of Transactions
NRIC	556,918,101.00	1,656.00	NHPC	1,466,030.00	205.00	NHPC	5,808.00
NRIC	347,041,530.00	1,650.00	BOKL	980,144.00	351.00	BOKL	4,203.00
BOKL	340,124,945.00	351.00	CBL	865,230.00	267.00	RURU	3,269.00
NLICL	244,347,720.00	1,289.00	NHPC	785,737.00	203.00	NIFRA	2,993.00
NTC	241,170,291.00	1,394.00	CCBL	636,983.00	268.00	CBL	2,832.00
CBL	226,971,095.00	267.00	AHPC	448,203.00	380.00	NHPC	2,481.00
NIFRA	199,767,111.00	537.00	HDHPC	381,407.00	217.00	CCBL	1,999.00
MFIL	190,748,687.00	594.00	NIFRA	371,438.00	537.00	AHPC	1,847.00
SIL	172,299,116.00	1,351.00	MEGA	366,822.00	324.00	UPPER	1,730.00
CCBL	171,075,185.00	268.00	KBL	336,800.00	334.00	MFIL	1,696.00

Monthly Update (Chaitra 2077):



Contact Us: **NIC ASIA Capital Limited**, 3rd Floor, Siddhartha Insurance Complex, Babar Mahal, Kathmandu, Tel No: +977-01-5705994 (Hunting Line), 5705664, 5706318,

Fax No: 977-1-57064, Email: info@nicasiacapital.com, Website: www.nicasiacapital.com

Disclaimer: This summary is designed to give information on general nature only, so you should seek advice from your investment advisor or others as appropriate before taking any action. So, NIC ASIA Capital Limited expressly disclaim representation of opinion, thus the information as in should only be used by investor who are aware of risk in securities trading. Furthermore, NIC ASIA Capital does not accept any liability whatsoever for any loss arising in the securities trading from the use of this content.