



Market Analysis:



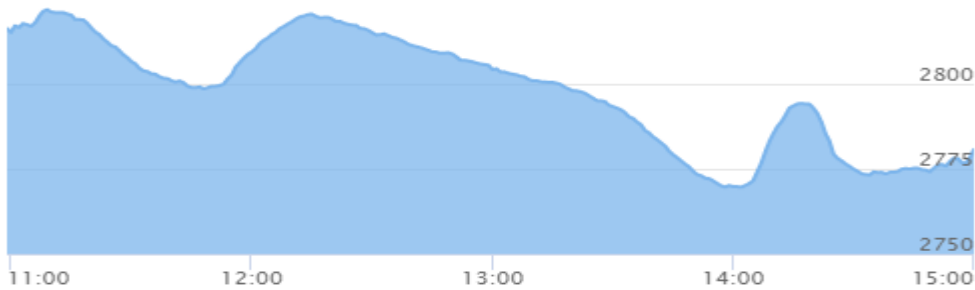
As per attached chart, Market has declined by 13.09 points & closed at 2780 level. Market has opened on 22.36 positive points & continued to accelerate further but last hour selling pressures dragged the market to close lower. Index has formed a high wave black indicating neutral signal as per daily candlestick chart. Both lower & upper shadow signaling this and did not confirm yesterday's bullish hammer. All the sectors closed red except the banking, trading, hotels, finance & mutual fund. While daily turnover is again historic high of 1196 crores, broke yesterday's 1136 crores.

Market discontinues to follow the positive momentum after the seven consecutive gain & rallied to make a high of 2822.23, and closed above the 23.6% extension of 2755. NEPSE begun week on a firm note, as stable move above 2700-level strengthened the index for its next leg of up-move. Yesterday, the index recorded new high of 2793.81. But today overall market breadth turned in favor of the bears and major bullish sectors remained negative. Major technical indicators on the near-term timeframe chart oscillated into their overbought zone. The index has potential to test 2824-2984 level initially. In case of decline, the index will find support at around 2735- 2755-level initially. The bulls continue to dominate the market movement as we had another gap up opening after the 2735 level break out. Up to yesterday, the hydropower, development bank, finance, others, investment index took the charge to make all time high but today closed on red, we witnessed some sector rotation with other sectors such as banking, hotels & finance gaining momentum in the later half. There's no second thought about the trend for the market which continues to be up, but stock/sector specific approach is now providing good opportunities for investors. Hence, investors are advised to continue with a positive approach and look for stock specific opportunities for buying on dips.

Corporate News: Sagarmatha Insurance (SIC) Proposed 11.5789%(11% bonus) dividend for FY 2076/77.

Market Summary : (19.05.2021)

Index	Current	Points Change	% Change
NEPSE	2,780.81	(13.09)	-0.47%
Turnover "NPR"	11,958,097,411.00	0.47	5.27%



➤ Market lost 13.09 points on Wednesday and closed 2780.81 level.

➤ **Sub-Indices:**

Sub-Indices	Current	Points Change	%Change
Banking	1,834.38	7.34	0.40
Trading	4,178.01	35.72	0.86
Hotels And Tourism	3,470.71	14.12	0.41
Development Bank	3,068.87	(51.98)	(1.67)
Hydropower	2,814.36	(60.63)	(2.11)
Finance	1,457.25	1.85	0.13
Non-Life Insurance	14,204.69	(157.94)	(1.10)
Manu.& Pro.	5,937.58	(66.39)	(1.11)
Others	2,239.85	(27.62)	(1.22)
Microfinance	5,664.34	(8.60)	(0.15)
Life Insurance	18,213.51	(28.92)	(0.16)
Mutual Fund	13.83	0.07	0.51
Investment	103.8	(1.86)	(1.76)


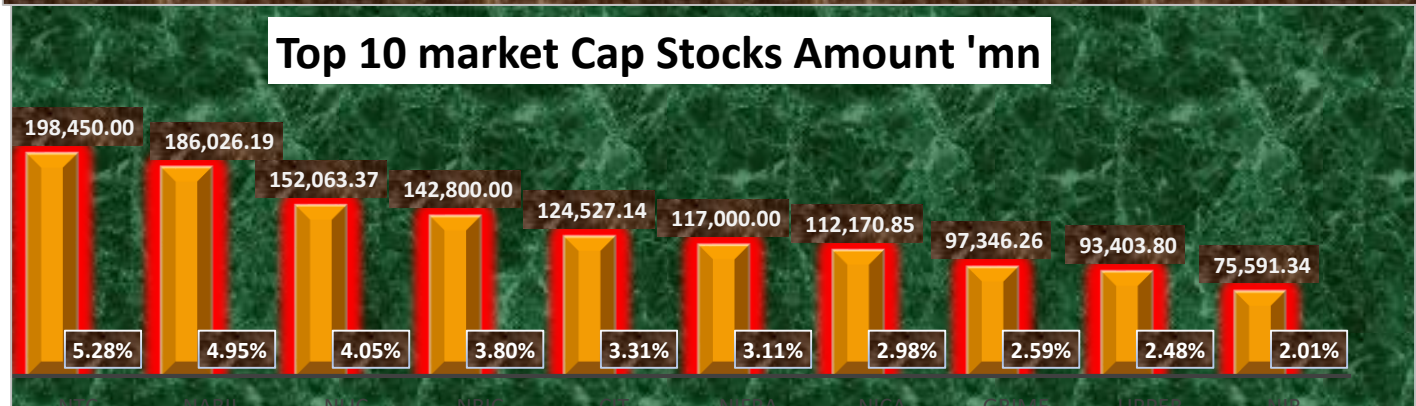
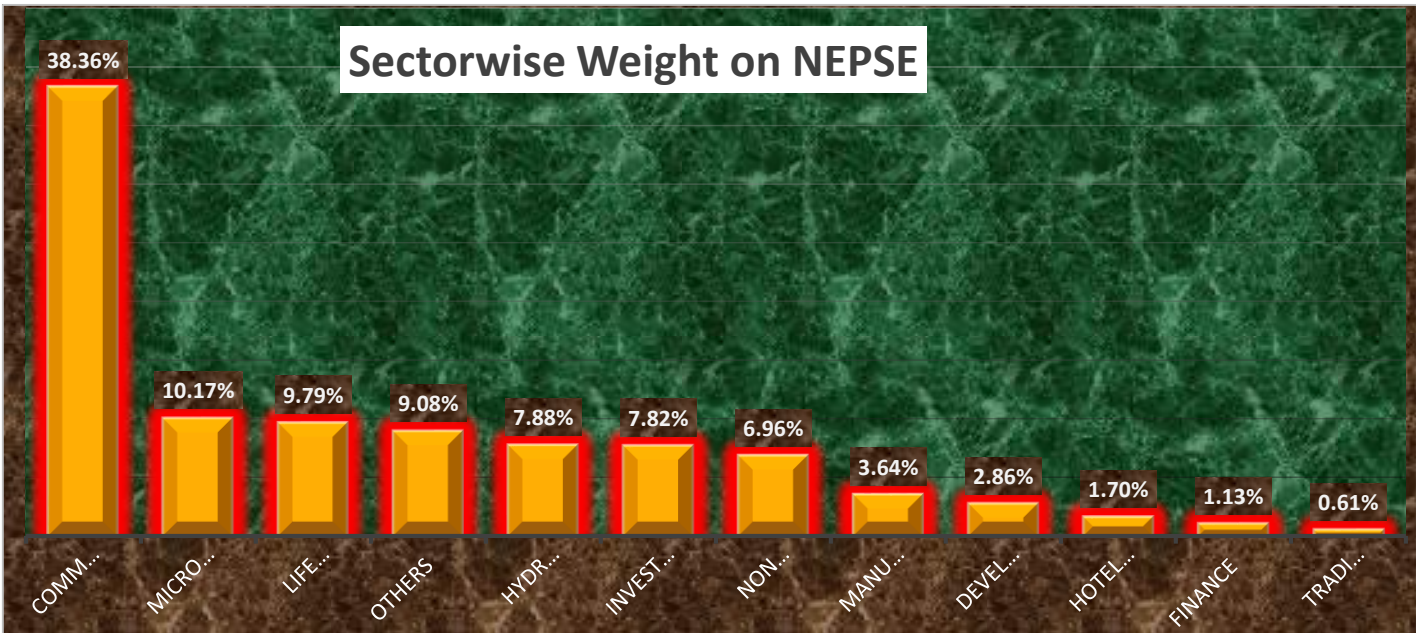
Stock Watch list:

Uptick Stocks	SMATA,NHPC,CHCL, NRIC, SHL, TRH, OHL,RURU,PROFL
Downtick Stocks	FMDBL, PROFL BPCL, SCB,UPCL, JLI, LBBL,MDB, CGH,NABBC

Major Market Movement:

Top Gainers				Top Losers			
Symbol	LTP	Point Change	% Change	Symbol	LTP	Point Change	% Change
SMATA	1,706.00	155.00	9.99	NGPL	325.00	(24.00)	(6.88)
RURU	1,170.00	106.00	9.96	UMHL	286.00	(18.00)	(5.92)
GUFL	587.00	53.00	9.93	NHDL	397.00	(24.00)	(5.70)
NFS	436.00	39.00	9.82	UPCL	253.00	(15.00)	(5.60)
KRBL	262.00	23.00	9.62	RRHP	407.00	(23.00)	(5.35)
RADHI	920.00	69.00	8.11	CFCL	271.00	(14.00)	(4.91)
UMRH	385.00	28.00	7.84	SSHL	272.00	(14.00)	(4.90)
BBC	7,380.00	384.00	5.49	PROFL	255.00	(13.00)	(4.85)
BFC	254.00	12.00	4.96	SAPDBL	238.00	(12.00)	(4.80)
AHPC	377.00	17.00	4.72	KPCL	377.00	(19.00)	(4.80)
Top Stocks by Turnover			Top stocks by shares traded			Top stocks by no. of transaction	
Symbol	Turnover	Closing Price	Symbol	Shares Traded	Closing Price	Symbol	No. Of Transactions
NRIC	556,918,101.00	1,656.00	NHPC	1,466,030.00	205.00	NHPC	5,808.00
NLICL	453,473,058.00	1,280.00	CCBL	731,720.00	260.00	NIFRA	3,044.00
NHPC	306,040,853.00	205.00	CBL	721,843.00	252.00	NRIC	3,006.00
RADHI	297,390,945.00	920.00	HDHPC	615,264.00	221.00	RADHI	2,417.00
SIC	223,578,940.00	1,705.00	BOKL	496,518.00	330.00	NLICL	2,411.00
CCBL	192,728,144.00	260.00	AKPL	483,778.00	380.00	CBL	2,394.00
HIDCL	187,877,737.00	552.00	UPCL	480,140.00	253.00	BPCL	2,118.00
AKPL	186,144,281.00	380.00	SFMF	452,518.00	13.77	HDHPC	2,039.00
CBL	183,324,673.00	252.00	SHL	442,020.00	215.00	CCBL	2,013.00
NIFRA	175,636,344.00	538.00	UMHL	429,497.00	286.00	AKPL	1,906.00

Monthly Update (Chaitra 2077):



Contact Us: **NIC ASIA Capital Limited**, 3rd Floor, Siddhartha Insurance Complex, Babar Mahal, Kathmandu, Tel No: +977-01-5705994 (Hunting Line), 5705664, 5706318,

Fax No: 977-1-57064, Email: info@nicasiacapital.com, Website: www.nicasiacapital.com

Disclaimer: This summary is designed to give information on general nature only, so you should seek advice from your investment advisor or others as appropriate before taking any action. So, NIC ASIA Capital Limited expressly disclaim representation of opinion, thus the information as in should only be used by investor who are aware of risk in securities trading. Furthermore, NIC ASIA Capital does not accept any liability whatsoever for any loss arising in the securities trading from the use of this content.