



Market Analysis:



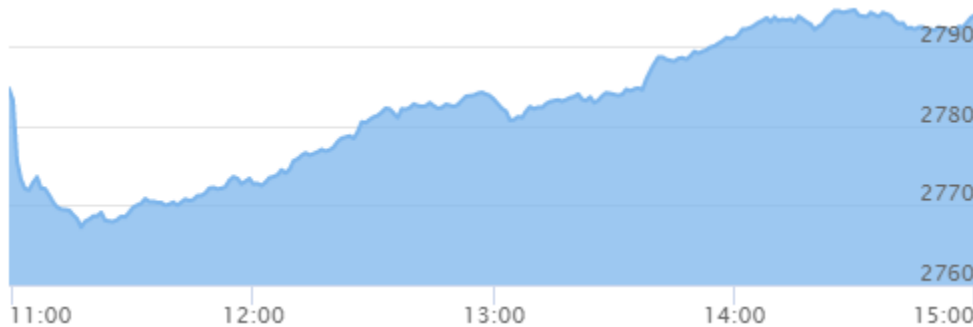
As per attached chart, Market has further advanced by 34.68 points & closed at 2793 level. Market has opened on huge 25.39 positive points & continued its bullish journey to close higher. Index has formed a bullish hammer indicating a bullish signal as per the daily candlestick chart. Longer the lower shadow, the stronger the bullish force. All sectors closed green except manufacturing & processing. While NEPSE made a historic turnover of 1136 crores, which is higher than February 8th 1062 crores.

NEPSE is in a gaining streak on this week to make 109.70 points till today. Index gained nearly more than 1% on a day with NEPSE making an all-time high daily. Overall market breadth turned positive and major sectors remained mixed with a mesmerizing rally in hotels. Market closed same as the 38.2% extension, so the next resistance level will be 2824-2854, while on correction 2700-2760 might be a good support zone for short-term movement. Market mood has been quite exuberant in the new entry growth sectors like development banks, hydropower, finance, microfinance, trading & investment has propelled the buying momentum & there is no signal of a cool-off. Declining interest rates along with stronger-than-expected earnings and investor's hope on the market that it will repeat last year's upward journey are key factors of the buying mode. The central bank's third quarter monetary policy review is coming soon, which will determine the future liquidity & interest rate. But NRB can keep its policy rates unchanged with its forward guidance of remaining accommodative to revive growth through liquidity support. We can expect some more historic turnover as banking, insurance companies still not advancing. A combination of positive sentiment, positive investment flows and healthy earnings could keep markets at elevated levels in the near future.

Corporate News: NUBL is auctioning 1,05,592 units of promoter shares from jस्था 13 to 20.

Market Summary : (18.05.2021)

Index	Current	Points Change	% Change
NEPSE	2,793.89	34.68	1.26%
Turnover "NPR"	11,359,360,092.00	1,782,998,953.00	18.62%



➤ Market gained 34.68 points on Tuesday and closed 2793.891 level.

➤ **Sub-Indices:**

Sub-Indices	Current	Points Change	%Change
Banking	1,826.78	4.71	0.26
Trading	4,142.29	76.80	1.89
Hotels And Tourism	3,456.59	200.18	6.15
Development Bank	3,120.85	100.46	3.33
Hydropower	2,874.99	96.98	3.49
Finance	1,456.03	80.55	5.86
Non-Life Insurance	14,362.64	81.07	0.57
Manu.& Pro.	6,003.97	(5.28)	(0.09)
Others	2,267.47	16.51	0.73
Microfinance	5,672.94	85.41	1.53
Life Insurance	18,240.40	204.14	1.13
Mutual Fund	13.75	0.06	0.40
Investment	105.66	2.85	2.78


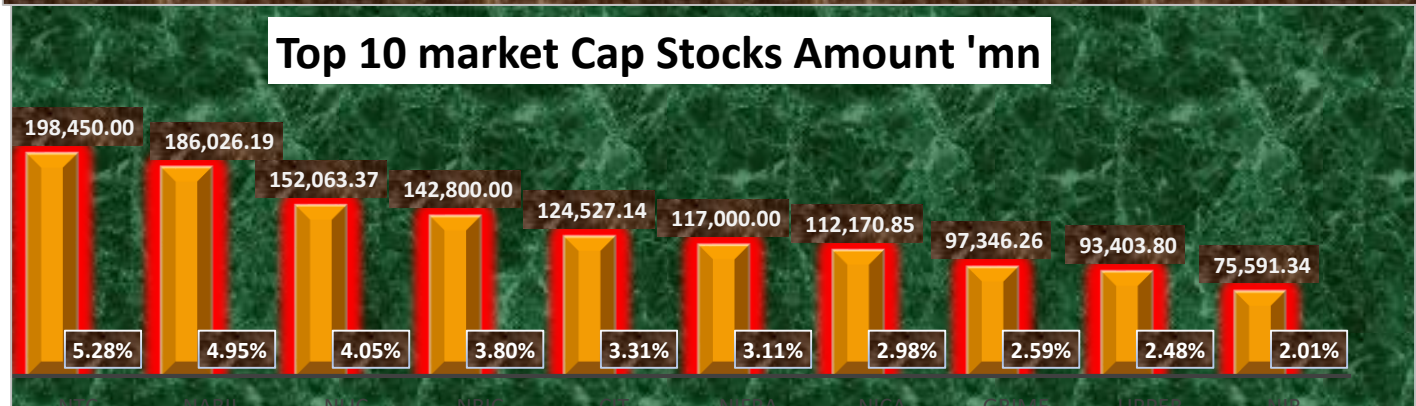
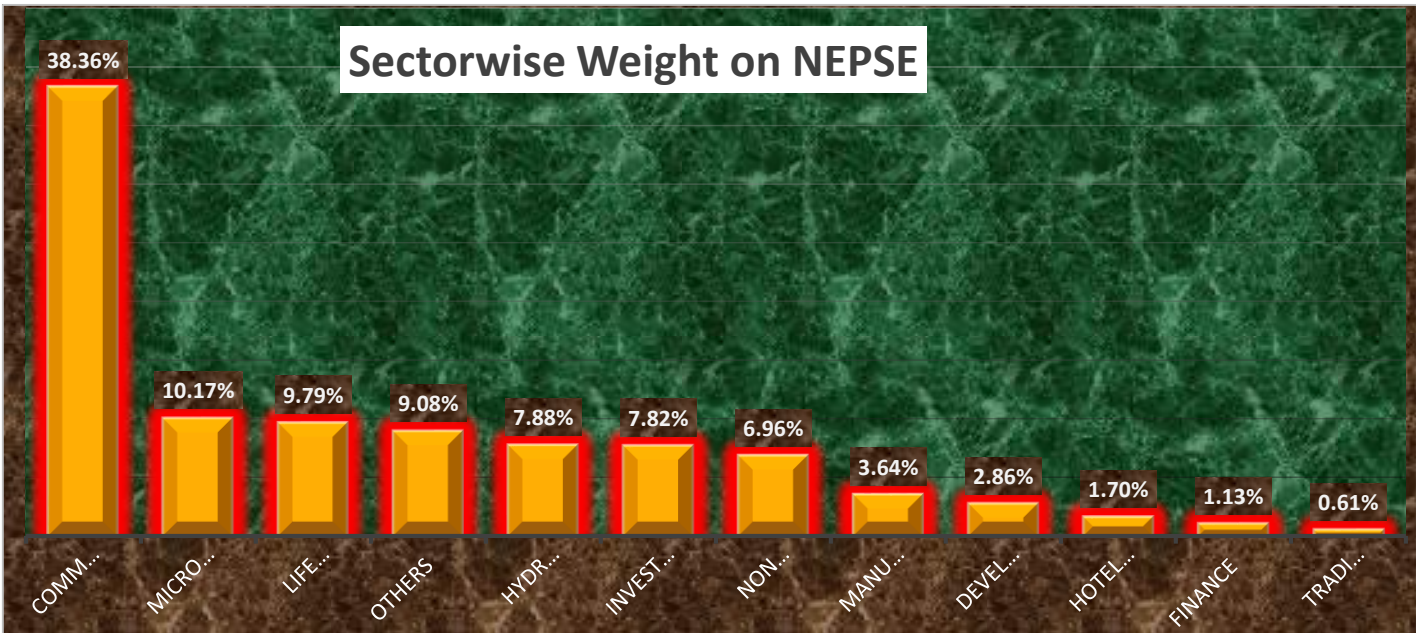
Stock Watch list:

Uptick Stocks	SMATA,SICL,CHCL, NRIC, UMRH, NRN, PICL,GLICL,PROFL
Downtick Stocks	FMDBL, NFS, BPCL, SCB, OHL, JLI, SHL, TRH, CGH,NABBC

Major Market Movement:

Top Gainers				Top Losers			
Symbol	LTP	Point Change	% Change	Symbol	LTP	Point Change	% Change
GHL	231.00	21.00	10.00	NTC	1,389.00	(15.00)	(1.07)
HDHPC	231.00	21.00	10.00	UPPER	840.00	(9.00)	(1.06)
SMATA	1,551.00	141.00	10.00	SICL	2,199.00	(21.00)	(0.95)
NHPC	198.00	18.00	10.00	GBD80/81	1,050.00	(10.00)	(0.94)
SSHL	286.00	26.00	10.00	JLI	875.00	(5.00)	(0.57)
OHL	462.00	42.00	10.00	NRN	796.00	(4.00)	(0.50)
SHL	209.00	19.00	10.00	SGI	787.00	(3.00)	(0.38)
KPCL	396.00	36.00	10.00	NIFRA	544.00	(2.00)	(0.37)
MLBBL	2,244.00	204.00	10.00	BNT	11,230.00	(41.00)	(0.36)
BBC	6,996.00	636.00	10.00	LEMF	11.80	(0.04)	(0.34)
Top Stocks by Turnover			Top stocks by shares traded			Top stocks by no. of transaction	
Symbol	Turnover	Closing Price	Symbol	Shares Traded	Closing Price	Symbol	No. Of Transactions
NRIC	679,299,755.00	1,693.00	NHPC	1,428,750.00	198.00	NHPC	3,479.00
NLICL	315,652,562.00	1,260.00	AKPL	799,163.00	393.00	NRIC	3,353.00
AKPL	314,376,353.00	393.00	HDHPC	698,429.00	231.00	NIFRA	2,931.00
IGI	308,446,399.00	1,370.00	UMHL	628,860.00	304.00	BPCL	2,515.00
CIT	276,667,783.00	4,239.00	SPDL	489,911.00	391.00	AKPL	2,287.00
NHPC	276,195,677.00	198.00	UPCL	485,607.00	268.00	JLI	2,176.00
HIDCL	208,185,051.00	561.00	AHPC	481,383.00	360.00	CIT	1,983.00
BPCL	196,321,403.00	469.00	API	472,440.00	340.00	HDHPC	1,965.00
SPDL	189,668,093.00	391.00	BPCL	431,480.00	469.00	API	1,924.00
UMHL	188,215,305.00	304.00	NRIC	405,740.00	1,693.00	GLH	1,850.00

Monthly Update (Chaitra 2077):



Contact Us: **NIC ASIA Capital Limited**, 3rd Floor, Siddhartha Insurance Complex, Babar Mahal, Kathmandu, Tel No: +977-01-5705994 (Hunting Line), 5705664, 5706318,

Fax No: 977-1-57064, Email: info@nicasiacapital.com, Website: www.nicasiacapital.com

Disclaimer: This summary is designed to give information on general nature only, so you should seek advice from your investment advisor or others as appropriate before taking any action. So, NIC ASIA Capital Limited expressly disclaim representation of opinion, thus the information as in should only be used by investor who are aware of risk in securities trading. Furthermore, NIC ASIA Capital does not accept any liability whatsoever for any loss arising in the securities trading from the use of this content.