



Market Analysis:



As per attached chart, Market has further rallied by 20.71 points & closed at 2759 level. Market has opened on 10.33 positive points then started to accelerate further to close higher. Index has form an inverted hammer like structure indicating bearish signal as per daily candlestick chart. But today's closing above yesterday's marubozu has seen as valid confirmation of short term bullish momentum. All the sectors closed green except hotels, development banks & manufacturing. Daily turnover of the market is slightly less than yesterday's but higher than monthly moving average volume of 621 crores.

Market indices closed at second record highs on Monday after touching lifetime high of 2771.22 in early session. NEPSE retraced back after testing its 38.2% Fibonacci retracement area of 2793 & closed above 23.6% gain of 2755. NEPSE witness to extend the gain further after the decisive break out of the Index level of 2735 but the today's price-volume action shows some weakness. This is due to very weak trend and profit booking psychology on all time high territory. The market is likely to hold the momentum and possibility to reach the level of 2853 in short-term. Market is still modestly undervalued territory (74% to 95%) as per buffet indicator & currently standing at 89.73% after taking recent GDP value. There is 5-6% up move cushion to reach on fairly valued zone. Technical indicators like RSI, MACD, DMI & VI supporting positive. Trend strength is fueling positively. This has signaling swing market in upcoming days. Hydropower, others, development banks, finance sectors stocks making all time high and continued to outperforming benchmark index. More sectoral rotation will be seen in market. So, Current view that the upside movement is likely to continue. Absence of the negative news, improving political environment, bounce back in quarterly earnings in comparison to last year and the declining interest rates due to falling credit disbursement boosted market sentiment. Higher optimism on these factors will provide impetus to upward market in upcoming days.

Corporate News: RADHI Proposed 36.5% bonus shares for FY 2076/77 & LGIL has announced book closure date on 14th jestha.

Market Summary : (17.05.2021)

Index	Current	Points Change	% Change
NEPSE	2,759.21	20.71	0.76%
Turnover "NPR"	9,576,361,139.00	(827,517,861.00)	-7.95%



- Market gained 20.71 points on Monday and closed 2759.21 level.
- **Sub-Indices:**

Sub-Indices	Current	Points Change	%Change
Banking	1,821.88	9.03	0.50
Trading	4,056.25	7.11	0.18
Hotels And Tourism	3,256.41	(12.79)	(0.39)
Development Bank	3,020.39	(0.55)	(0.02)
Hydropower	2,778.01	68.33	2.52
Finance	1,375.48	12.47	0.91
Non-Life Insurance	14,281.56	39.09	0.27
Manu.& Pro.	6,003.88	(43.56)	(0.72)
Others	2,250.96	57.64	2.63
Microfinance	5,587.53	15.22	0.27
Life Insurance	18,036.27	118.39	0.66
Mutual Fund	13.7	0.09	0.65
Investment	102.8	0.14	0.14


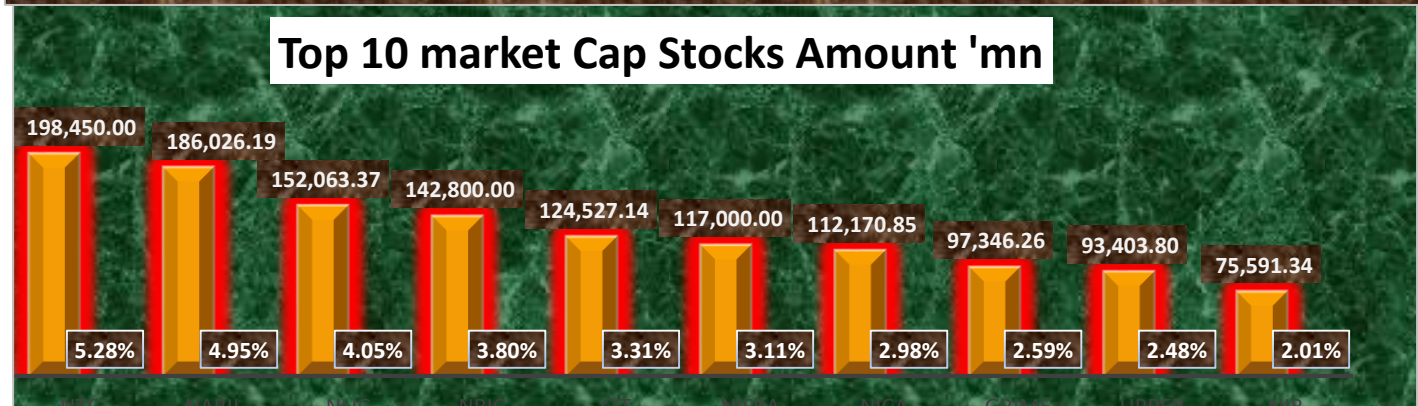
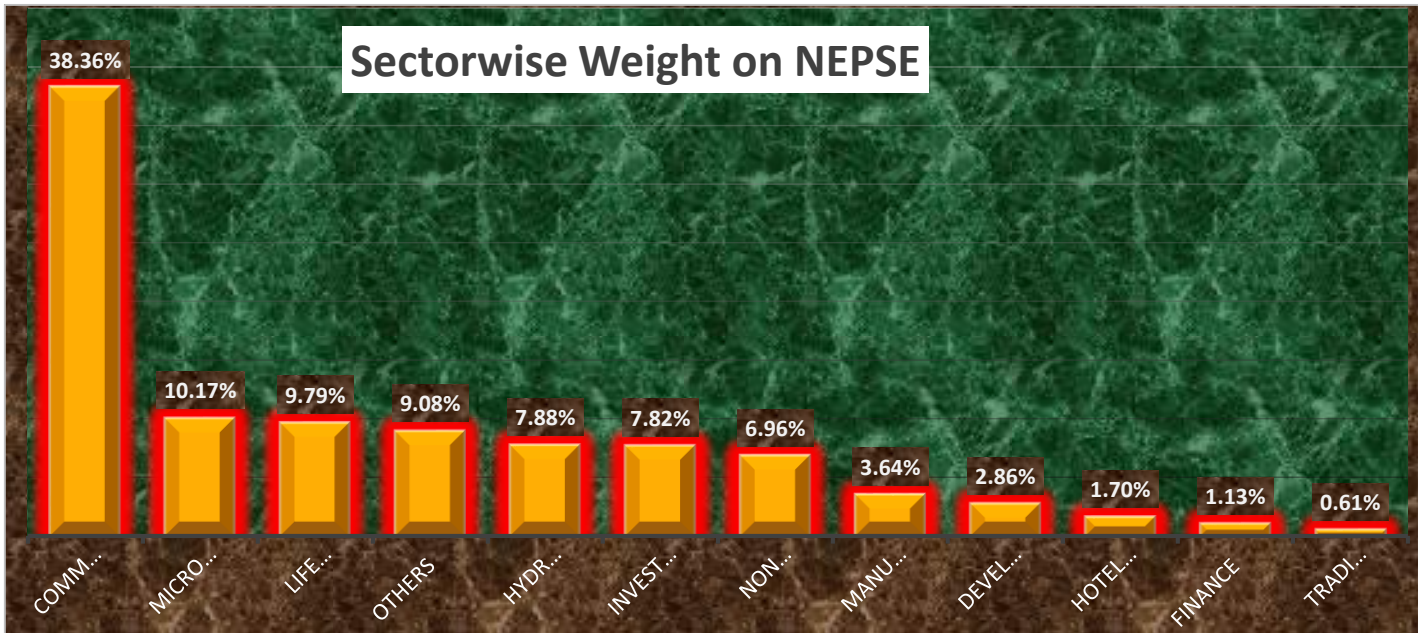
Stock Watch list:

Uptick Stocks	SMATA,SICL,CHCL, NRIC, UMRH, NRN, PICL,GLICL,PROFL
Downtick Stocks	FMDBL, NFS, BPCL, SCB, OHL, JLI, SHL, TRH, CGH,NABBC

Major Market Movement:

Top Gainers				Top Losers			
Symbol	LTP	Point Change	% Change	Symbol	LTP	Point Change	% Change
RURU	968.00	88.00	10.00	NBBD2085	1,060.00	(21.00)	(1.94)
SMATA	1,410.00	128.00	9.98	NICAD8283	1,127.00	(22.00)	(1.91)
RADHI	774.00	70.00	9.94	BBC	6,360.00	(119.00)	(1.84)
CORBL	742.00	67.00	9.93	SIFC	279.00	(5.00)	(1.76)
PROFL	244.00	22.00	9.91	JBBL	282.00	(5.00)	(1.74)
GLBSL	2,022.00	182.00	9.89	SBLD2082	1,055.00	(18.00)	(1.68)
BARUN	356.00	32.00	9.88	NIBLPF	12.63	(0.19)	(1.48)
PMHPL	259.00	23.00	9.75	ICFC	333.00	(5.00)	(1.48)
NFS	361.00	32.00	9.73	GLICL	802.00	(12.00)	(1.47)
RHPC	316.00	28.00	9.72	HGI	738.00	(11.00)	(1.47)
Top Stocks by Turnover			Top stocks by shares traded			Top stocks by no. of transaction	
Symbol	Turnover	Closing Price	Symbol	Shares Traded	Closing Price	Symbol	No. Of Transactions
NRIC	660,181,687.00	1,643.00	AKPL	668,227.00	379.00	JLI	3,443.00
NTC	426,990,410.00	1,404.00	HDHPC	659,277.00	210.00	NIFRA	3,159.00
SICL	317,935,003.00	2,220.00	NHPC	596,386.00	180.00	NRIC	2,844.00
AKPL	250,189,398.00	379.00	SANIMA	438,810.00	416.00	SICL	2,420.00
UPPER	215,308,847.00	849.00	UMHL	399,297.00	282.00	UPPER	2,039.00
NLIC	187,769,992.00	2,140.00	NRIC	398,308.00	1,643.00	NTC	1,728.00
NIFRA	182,353,256.00	546.00	AHPC	374,126.00	329.00	AKPL	1,704.00
SANIMA	181,867,345.00	416.00	NCCB	352,298.00	370.00	NLIC	1,617.00
HIDCL	145,627,926.00	556.00	UPCL	347,619.00	244.00	NHPC	1,578.00
SLICL	137,265,606.00	895.00	NIFRA	331,567.00	546.00	HDHPC	1,507.00

Monthly Update (Chaitra 2077):



Contact Us: **NIC ASIA Capital Limited**, 3rd Floor, Siddhartha Insurance Complex, Babar Mahal, Kathmandu, Tel No: +977-01-5705994 (Hunting Line), 5705664, 5706318,

Fax No: 977-1-57064, Email: info@nicasiacapital.com, Website: www.nicasiacapital.com

Disclaimer: This summary is designed to give information on general nature only, so you should seek advice from your investment advisor or others as appropriate before taking any action. So, NIC ASIA Capital Limited expressly disclaim representation of opinion, thus the information as in should only be used by investor who are aware of risk in securities trading. Furthermore, NIC ASIA Capital does not accept any liability whatsoever for any loss arising in the securities trading from the use of this content.