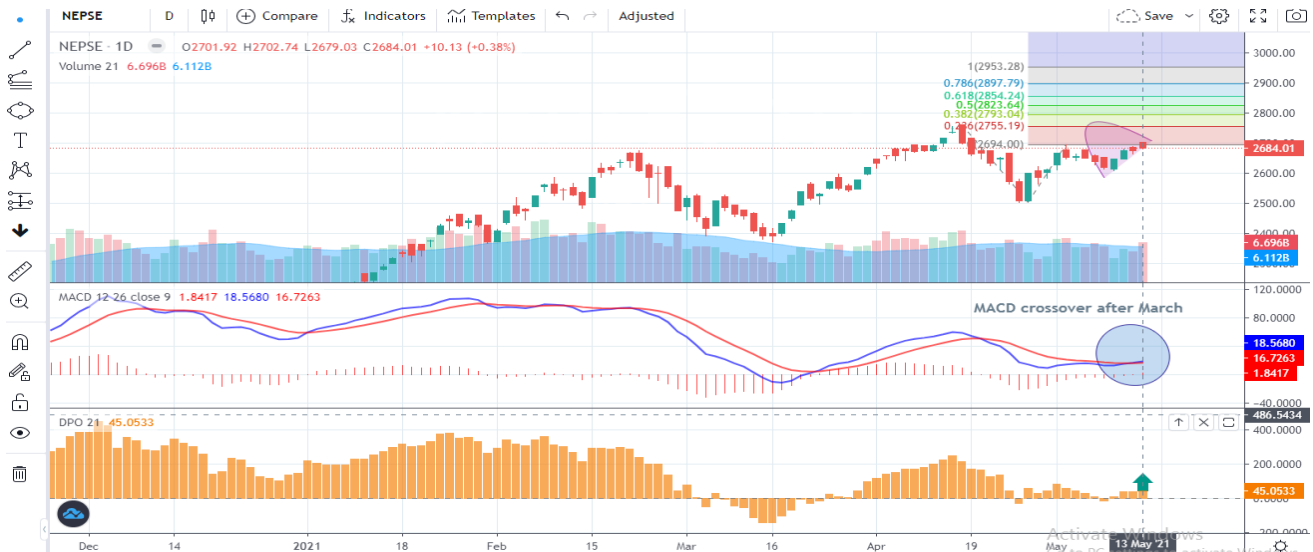




### Market Analysis:



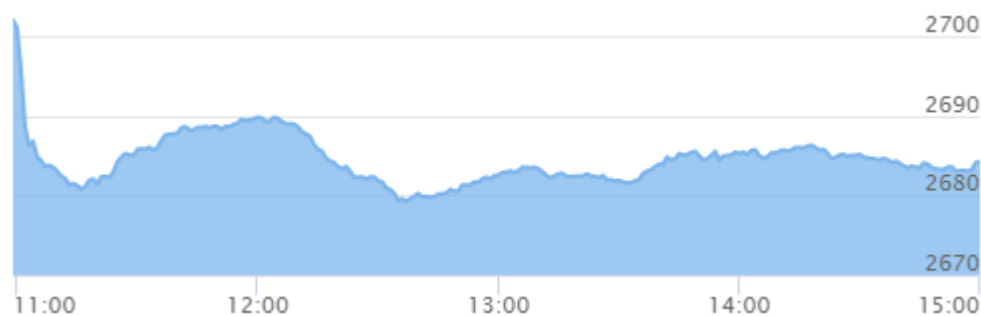
As per attached chart, Market has further by 10.13 points & closed at 2684 level. Market has opened on huge 28.03 positive points and remained higher than yesterday's. Index has formed marubozu like structure indicating bullish signal as per daily candlestick chart. But small lower shadow indicating very weak bullish force. All the sectors closed green except the trading, hotels, manufacturing and investment. Daily turnover is also jumped up to 712 crores, which is higher than monthly moving average volume of 624 crores and increased by 33.81% than yesterday's.

NEPSE opened its week on negative note, lost over 0.70%. But after Monday's bounce back, market continued to become gaining streak, which made the 65.38 points up move surpassing its near-term hurdle of 2640-level convincingly and recorded a mark above 2667 level. Market has making higher high with weak momentum & low volatility. Bullish outlook sectors are again making buying pressures as daily turnover has resumed. Hydropower, trading, others, development banking, finance, microfinance, insurance has rallied higher. While all the sectors are contributing to the move on a rotational basis. Technical indicators like RSI, MACD, VI & DMI slowly shifting towards bullish territory. But the very weak trend is acting on market breadth. NEPSE has shifted its support to 2655 zone as index traded decisively above this zone so existing longs can be held with trailing stop out and resistance is coming near 2700-2760 zone which will be immediate profit booking levels. Also Banking, closed a day with gains of 0.18% and formed a bullish candle on the daily chart but still below median band. Some indecisive or correction is still probability if the selling pressures starts in this sectors due to very weak trend. New trading range is seen as 20-30 points & this may continue until the market gets new catalyst react to. On coming week county will confirm the new government as well as third quarter monetary policy review will be on radar. Which will drive the sentiments, so the stock market.

**Corporate News:** SICL, NLIC, LICN, PRIN, API, UMRH, UNL, LGIL & NTC has published third quarter financials today.

**Market Summary : (13.05.2021)**

Index	Current	Points Change	% Change
NEPSE	2,684.01	10.13	0.38%
Turnover "NPR"	7,126,885,280.00	1,800,832,479.00	33.81%



➤ Market gained 10.13 points on Thursday and closed 2684.01 level.

➤ **Sub-Indices:**

Sub-Indices	Current	Points Change	%Change
Banking	1,785.21	3.28	0.18
Trading	3,982.47	(23.86)	(0.60)
Hotels And Tourism	3,232.81	(19.35)	(0.60)
Development Bank	2,908.20	71.19	2.51
Hydropower	2,677.97	37.12	1.41
Finance	1,346.95	60.24	4.68
Non-Life Insurance	13,659.52	5.52	0.04
Manu.& Pro.	5,984.10	(18.13)	(0.30)
Others	2,147.99	13.21	0.62
Microfinance	5,469.00	5.39	0.10
Life Insurance	17,387.21	85.12	0.49
Mutual Fund	13.57	0.09	0.64
Investment	100.51	(0.40)	(0.39)


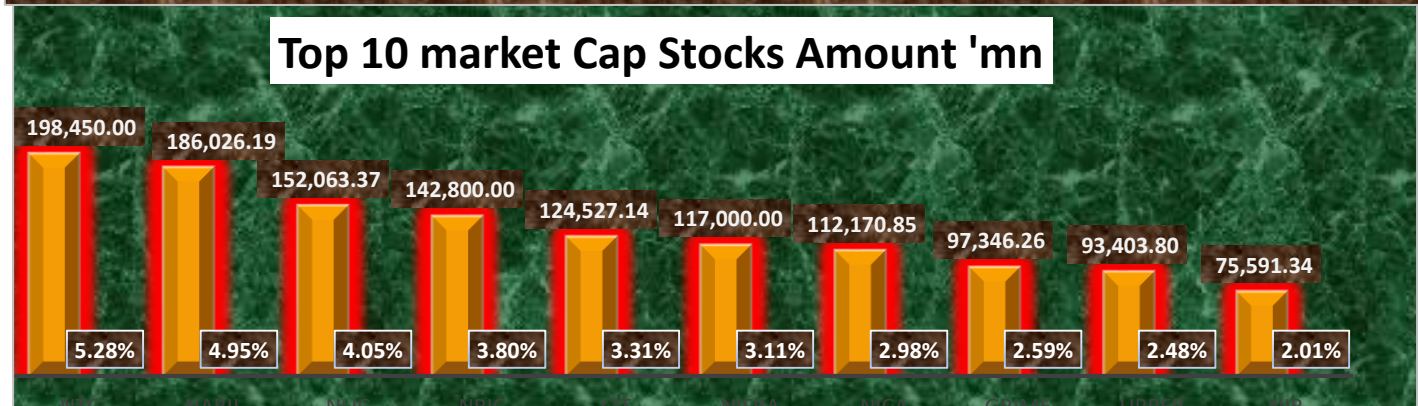
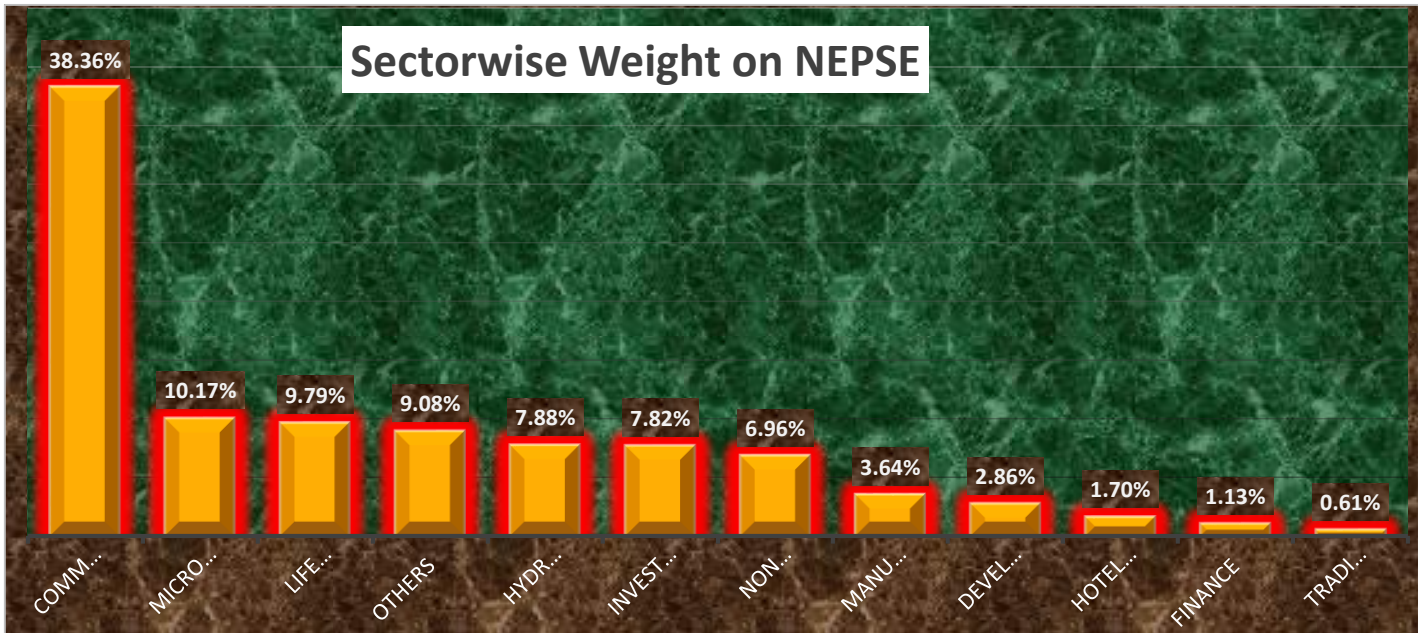
## Stock Watch list:

Uptick Stocks	SMATA,JOSHI,RURU, KKHC, UMRH, NRN, SLBS,GLICL,CFCL
Downtick Stocks	FMDBL, NFS, BPCL, SCB, OHL, JLI, SHL, TRH, CGH,SWBBL

## Major Market Movement:

Top Gainers				Top Losers			
Symbol	LTP	Point Change	% Change	Symbol	LTP	Point Change	% Change
SMATA	1,166.00	106.00	10.00	RHPC	281.00	(6.00)	(2.09)
DHPL	187.00	17.00	10.00	RBCL	19,945.00	(405.00)	(1.99)
BBC	5,924.00	538.00	9.99	CHL	346.00	(7.00)	(1.98)
RURU	800.00	72.00	9.89	CLBSL	1,462.00	(29.00)	(1.95)
SADBL	258.00	23.00	9.79	UMHL	268.00	(5.00)	(1.83)
PROFL	202.00	18.00	9.78	MLBSL	4,585.00	(85.00)	(1.82)
JOSHI	202.00	18.00	9.78	RBCLPO	16,801.00	(299.00)	(1.75)
SFCL	282.00	25.00	9.73	GLBSL	1,783.00	(31.00)	(1.71)
AKJCL	205.00	18.00	9.63	MHNL	290.00	(5.00)	(1.69)
KKHC	194.00	17.00	9.60	NLBBL	1,820.00	(30.00)	(1.62)
Top Stocks by Turnover			Top stocks by shares traded			Top stocks by no. of transaction	
Symbol	Turnover	Closing Price	Symbol	Shares Traded	Closing Price	Symbol	No. Of Transactions
NRIC	490,475,530.00	1,581.00	SFMF	2,087,830.00	13.50	NHPC	3,798.00
NHPC	256,709,949.00	179.00	NHPC	1,447,630.00	179.00	NIB	2,862.00
AKPL	216,020,524.00	362.00	LEMF	1,218,680.00	12.00	NRIC	2,797.00
HDHPC	191,424,000.00	207.00	NBF2	1,001,540.00	11.69	HDHPC	2,548.00
NIB	183,411,016.00	460.00	HDHPC	947,773.00	207.00	NIFRA	2,459.00
HIDCL	166,403,470.00	541.00	SAEF	613,500.00	14.65	AKPL	1,726.00
NIFRA	136,794,532.00	531.00	AKPL	599,643.00	362.00	RHPL	1,698.00
UMHL	127,880,190.00	268.00	UMHL	471,559.00	268.00	NRN	1,611.00
RHPL	119,754,376.00	486.00	UPCL	448,388.00	232.00	HIDCL	1,545.00
UPCL	102,240,899.00	232.00	SIGS2	413,250.00	12.31	UPCL	1,478.00

## Monthly Update (Chaitra 2077):



Contact Us: **NIC ASIA Capital Limited**, 3rd Floor, Siddhartha Insurance Complex, Babar Mahal, Kathmandu, Tel No: +977-01-5705994 (Hunting Line), 5705664, 5706318,

Fax No: 977-1-57064, Email: [info@nicasiacapital.com](mailto:info@nicasiacapital.com), Website: [www.nicasiacapital.com](http://www.nicasiacapital.com)

Disclaimer: This summary is designed to give information on general nature only, so you should seek advice from your investment advisor or others as appropriate before taking any action. So, NIC ASIA Capital Limited expressly disclaim representation of opinion, thus the information as in should only be used by investor who are aware of risk in securities trading. Furthermore, NIC ASIA Capital does not accept any liability whatsoever for any loss arising in the securities trading from the use of this content.