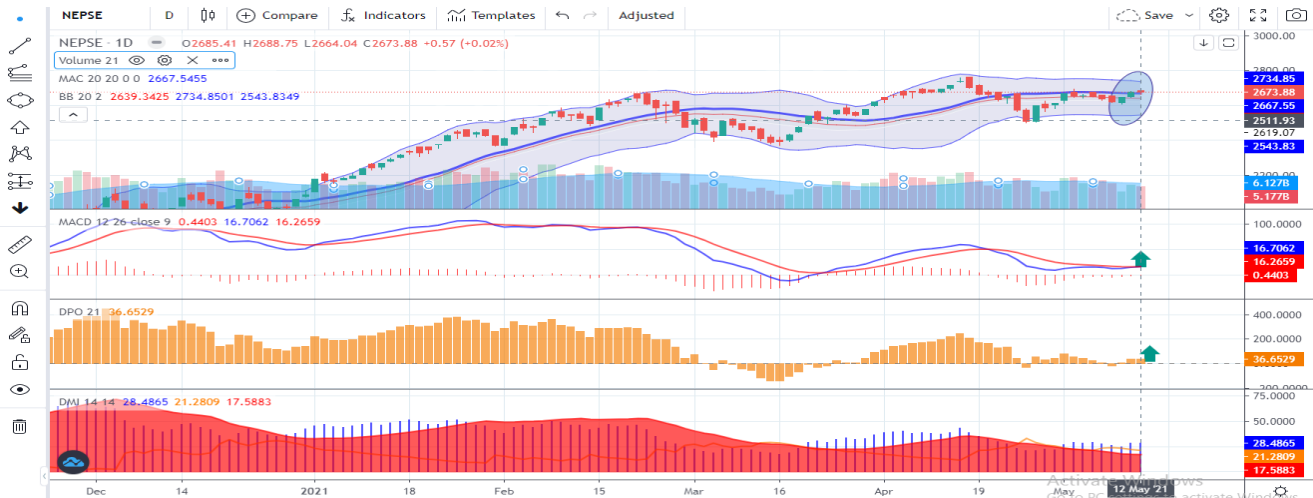




### Market Analysis:



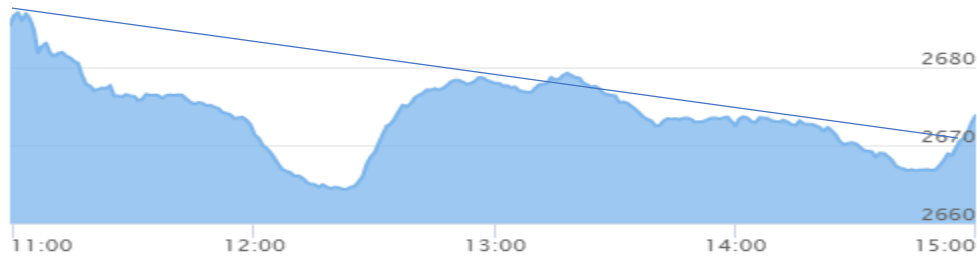
As per attached chart, Market has extended by meager 0.56 points & closed at 2673 level. Market has opened on 12.09 positive points then yesterday's bullish momentum could not have sustained but last minute bounce back helped to close higher. Index has formed hammer like structure indicating bullish signal as per daily candlestick chart. But small upper & lower shadow indicating very weak bullish force. All the sectors closed green except the banking, trading, hotels, others, microfinance and life insurance. Daily turnover is also trading below the bullish average volume. While 86 stocks advanced, 89 declined and 9 remain unchanged.

Market has continued to making upward journey for 3 consecutive trading days. So the all indicators are rising slowly due to very weak trend, low volatility and lower trading volume. The sectors like trading, investment, hydropower, insurance, others, manufacturing are buying more than other sectors. Some correction was seen today but this sectors are not exhausted in buying. Which again keeping to bullish momentum but banking sector continue to deny go above remained sideways. NEPSE made a smart move above 2600 but unable to get past the 2694 today showing 15 points volatility and close lower of it. For trend shift movement banking sectors should start buying mania to happen for the uptrend to be solid and convincing at this level. Once market past that with strong momentum, the target would be above 2760. The strength and volatility need to increase further to gain momentum. Market continues to stay above the median band of above 2646 & successfully managed to defend the crucial support of 2667. Market have still not distorted their structure. So, as long as this level is defended, the momentum would still have some hopes of a crossing above April all time high. If any weakness has to trigger, it will happen only after breaking this crucial point. The situation would need to be reviewed then. Until then the trend continues to remain up and investors can strategically find ways to enter the market on dips.

**Corporate News:** NLG, SJCL, NLICL, GLICL & JSLBB has published third quarter financials today.

**Market Summary : (12.05.2021)**

Index	Current	Points Change	% Change
NEPSE	2,673.88	0.56	0.02%
Turnover "NPR"	5,326,052,801.00	(484,620,270.00)	-8.34%



➤ Market gained 0.56 points on Wednesday and closed 2673.88 level.

➤ **Sub-Indices:**

Sub-Indices	Current	Points Change	%Change
Banking	1,781.77	(3.42)	(0.19)
Trading	4,006.34	(41.20)	(1.02)
Hotels And Tourism	3,252.16	(6.96)	(0.21)
Development Bank	2,836.76	3.81	0.13
Hydropower	2,640.85	31.79	1.22
Finance	1,286.55	15.00	1.18
Non-Life Insurance	13,654.00	31.60	0.23
Manu.& Pro.	6,002.24	100.66	1.71
Others	2,135.39	(19.21)	(0.89)
Microfinance	5,463.61	(17.80)	(0.32)
Life Insurance	17,302.09	(66.86)	(0.38)
Mutual Fund	13.48	0.06	0.48
Investment	100.91	0.76	0.76


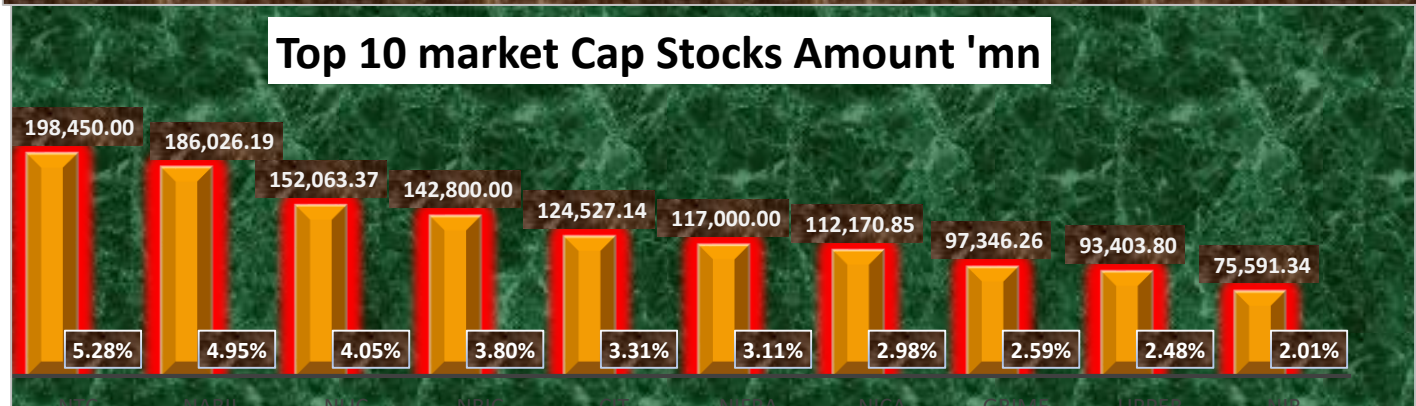
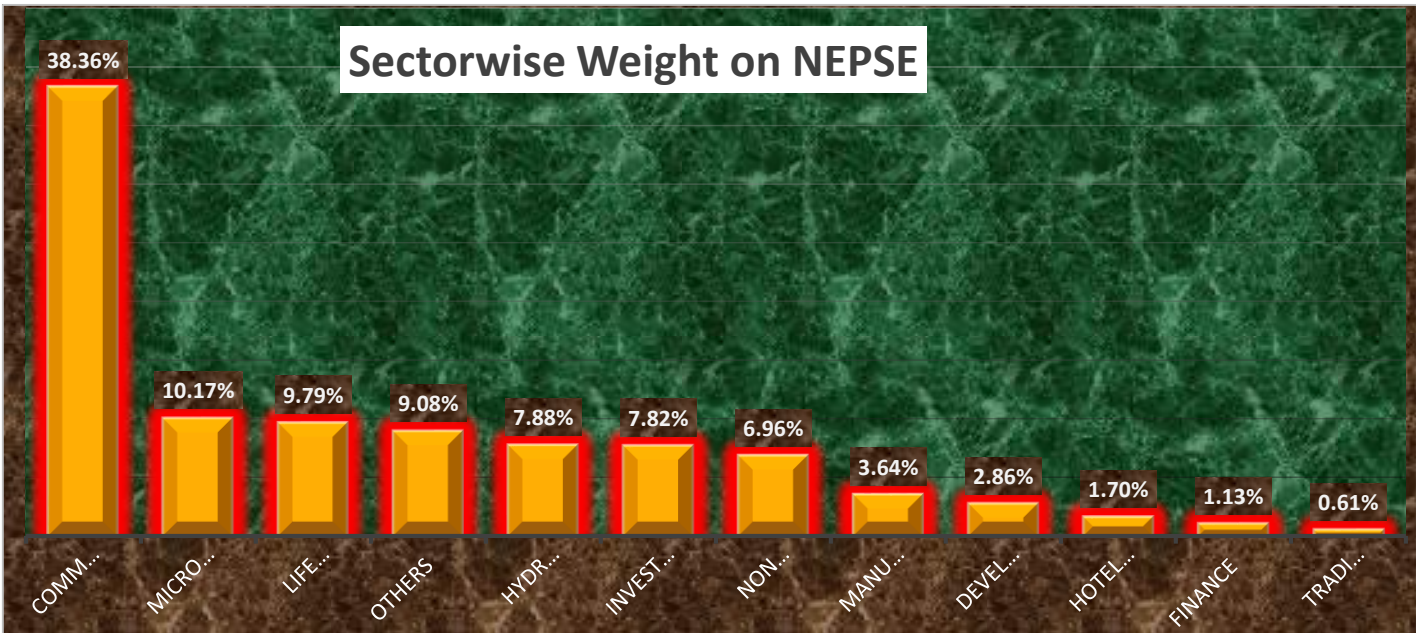
## Stock Watch list:

Uptick Stocks	SMATA,JOSHI,RURU, GILB, MMFDB, JSLBB, SLBS,RBCLPO,RBCL
Downtick Stocks	FMDBL, NFS, BPCL, SCB, OHL, NHDL, SHL, TRH, CGH,SWBBL

## Major Market Movement:

Top Gainers				Top Losers			
Symbol	LTP	Point Change	% Change	Symbol	LTP	Point Change	% Change
NABBC	627.00	57.00	10.00	EICPO	370.00	(15.00)	(3.90)
AKJCL	187.00	17.00	10.00	STC	10,760.00	(250.00)	(2.27)
BNT	11,071.00	1,006.00	10.00	SGI	789.00	(18.00)	(2.23)
BBC	5,386.00	489.00	9.99	SLBS	1,820.00	(35.00)	(1.89)
RURU	728.00	66.00	9.97	SBLD2082	1,052.00	(20.00)	(1.87)
SMATA	1,060.00	96.00	9.96	KLBSL	1,695.00	(25.00)	(1.45)
UNHPL	199.00	18.00	9.94	SMB	2,385.00	(34.00)	(1.41)
KKHC	177.00	16.00	9.94	LGIL	773.00	(11.00)	(1.40)
NRN	746.00	66.00	9.71	VLBS	1,871.00	(26.00)	(1.37)
DHPL	170.00	15.00	9.68	JSLBB	3,730.00	(50.00)	(1.32)
Top Stocks by Turnover			Top stocks by shares traded			Top stocks by no. of transaction	
Symbol	Turnover	Closing Price	Symbol	Shares Traded	Closing Price	Symbol	No. Of Transactions
NRIC	351,625,129.00	1,550.00	LEMF	1,589,880.00	11.60	NRIC	2,318.00
HIDCL	269,533,971.00	546.00	HDHPC	728,986.00	190.00	API	2,282.00
API	148,493,931.00	314.00	NHPC	570,796.00	168.00	HIDCL	1,987.00
SHIVM	145,672,053.00	1,540.00	HIDCL	499,655.00	546.00	NIFRA	1,854.00
NCCB	139,453,604.00	369.00	API	477,795.00	314.00	NRN	1,740.00
NRN	136,367,783.00	746.00	SIGS2	462,620.00	12.20	HDHPC	1,448.00
HDHPC	134,981,478.00	190.00	UMHL	456,373.00	273.00	UPCL	1,364.00
UMHL	122,471,059.00	273.00	UPCL	403,143.00	217.00	HPPL	1,213.00
NABIL	119,497,170.00	1,262.00	NCCB	379,632.00	369.00	UMHL	1,198.00
HPPL	104,812,243.00	438.00	CBL	333,669.00	241.00	NHPC	1,130.00

## Monthly Update (Chaitra 2077):



Contact Us: **NIC ASIA Capital Limited**, 3rd Floor, Siddhartha Insurance Complex, Babar Mahal, Kathmandu, Tel No: +977-01-5705994 (Hunting Line), 5705664, 5706318,

Fax No: 977-1-57064, Email: [info@nicasiacapital.com](mailto:info@nicasiacapital.com), Website: [www.nicasiacapital.com](http://www.nicasiacapital.com)

Disclaimer: This summary is designed to give information on general nature only, so you should seek advice from your investment advisor or others as appropriate before taking any action. So, NIC ASIA Capital Limited expressly disclaim representation of opinion, thus the information as in should only be used by investor who are aware of risk in securities trading. Furthermore, NIC ASIA Capital does not accept any liability whatsoever for any loss arising in the securities trading from the use of this content.