



### Market Analysis:



As per attached chart, Market has extended by 27.41 points & closed at 2645 level. Market has opened on 5.25 negative points but bear seemed exhausted and bull control the market to close higher. Index has formed marubozu white like structure indicating bullish signal as per daily candlestick chart. This pattern has given non confirmation to three black crow to drag the market lower. All the sectors closed green but due to lower investor participation, daily turnover has been subdued to the level of 4.20 arba. Resumption of daily turnover above monthly moving average volume will be key to watch on tomorrow's market. Stocks like NRIC, UPPER, HIDCL, HDL MLBSL, NIFRA, GBLBS, RBCLPO, NABIL traded the most comprising 33.18% of total turnover.

NEPSE jumped up above 2640 due to sustainable buying momentum backed by others, Non- life insurance, manufacturing & investment sectors. Market can change its gear to swing but very weak sentiment in banking sectors, which making the sideways. Index continue to trade in a tight range of 20-30 points. As long as index hold the support of 2610 expects recovery momentum for the day. However, a direct drop below the same would continue the selling pressure towards 2480 level or even more. For short term resistance is placed at 2700-2735. NEPSE is moving along with median bands of 2645, if the trend strength increase from this level, only then we expect for further up move. As the companies are unveiling the better earnings than expected but the today's parliament still could not give the clear direction. Therefore, investors are indecisive mode, which was seen on today's' daily turnover. The current leg of the rally, that started from the beginning from 2500 level only touched 2694, could not surpass all time high of 2760.02 due to very weak trend. On coming days' increment of liquidity, volatility and strong buying sentiments should be closely watch. Structurally, there is scope for extension on the upside, which means the index can continue to stretch higher.

**Corporate News:** Bonus Share of PCBL, SHBL & GMFBS has been listed in NEPSE.

**Market Summary : (10.05.2021)**

Index	Current	Points Change	% Change
NEPSE	2,645.84	27.41	1.05%
Turnover "NPR"	4,203,832,789.00	(1,945,133,983.00)	-31.63%



➤ Market gained 27.41 points on Monday and closed 2645.84 level.

➤ **Sub-Indices:**

Sub-Indices	Current	Points Change	%Change
Banking	1,781.81	3.61	0.20
Trading	3,825.87	19.61	0.52
Hotels And Tourism	3,232.11	11.46	0.36
Development Bank	2,817.71	18.08	0.65
Hydropower	2,589.82	15.98	0.62
Finance	1,254.06	10.23	0.82
Non-Life Insurance	13,445.89	346.03	2.64
Manu.& Pro.	5,769.13	133.64	2.37
Others	2,102.06	79.55	3.93
Microfinance	5,416.32	50.18	0.94
Life Insurance	17,101.77	137.82	0.81
Mutual Fund	13.39	0.05	0.38
Investment	98.66	1.00	1.02


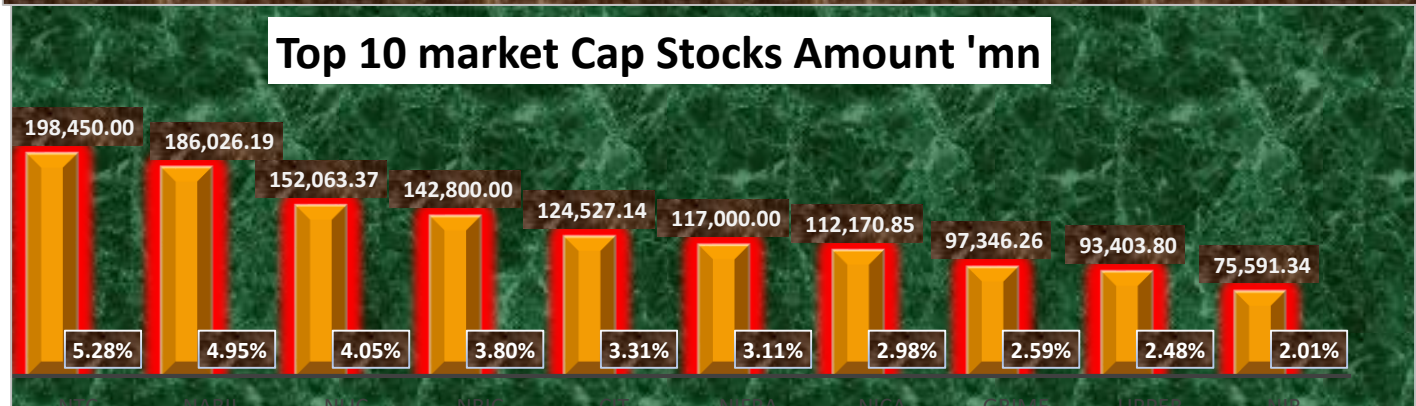
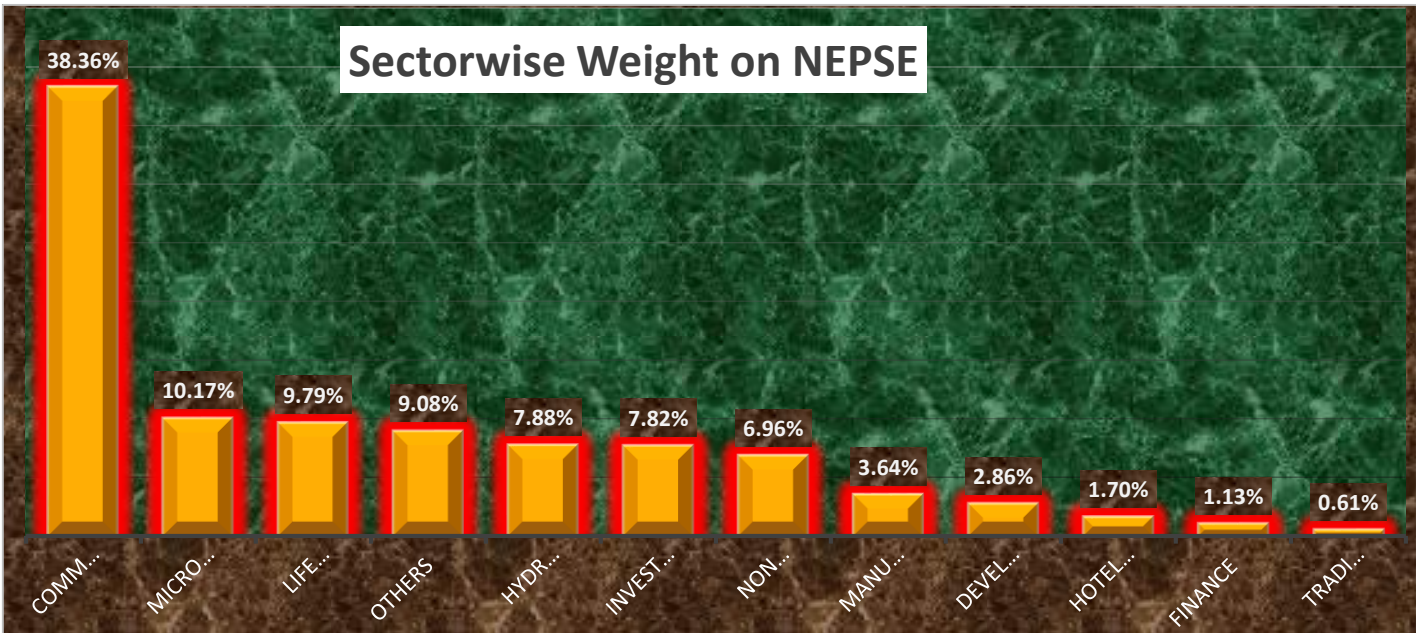
## Stock Watch list:

Uptick Stocks	SMATA,JOSHI,RURU, GILB, MMFDB, JSLBB, SLBS, MLBSL, ALBSL
Downtick Stocks	FMDBL, NFS, BPCL, UNL, OHL, NHDL, SHL, TRH, CGH,SWBBL

## Major Market Movement:

Top Gainers				Top Losers			
Symbol	LTP	Point Change	% Change	Symbol	LTP	Point Change	% Change
RBCL	19,250.00	1,750.00	10.00	BBC	5,441.00	(604.00)	(9.99)
RBCLPO	16,951.00	1,541.00	10.00	JOSHI	163.00	(7.00)	(4.12)
SMATA	884.00	80.00	9.95	CHL	339.00	(11.00)	(3.14)
RURU	602.00	54.00	9.85	MERO	1,789.00	(50.00)	(2.72)
GMFIL	253.00	16.00	6.75	SHEL	425.00	(10.00)	(2.30)
LEC	368.00	18.00	5.14	DHPL	152.00	(3.00)	(1.94)
NRIC	1,496.00	70.00	4.91	SMFBS	2,515.00	(28.00)	(1.10)
EICPO	379.00	14.00	3.84	CMF2	11.36	(0.12)	(1.05)
SPDL	325.00	12.00	3.83	ADBLD83	1,060.00	(10.00)	(0.93)
MLBSL	4,700.00	173.00	3.82	AHPC	300.00	(2.00)	(0.66)
Top Stocks by Turnover			Top stocks by shares traded			Top stocks by no. of transaction	
Symbol	Turnover	Closing Price	Symbol	Shares Traded	Closing Price	Symbol	No. Of Transactions
NRIC	270,427,930.00	1,496.00	SFMF	513,250.00	13.18	NIFRA	2,686.00
UPPER	197,061,038.00	820.00	HIDCL	351,692.00	517.00	MLBSL	2,520.00
HIDCL	180,795,117.00	517.00	UPPER	242,802.00	820.00	NRIC	2,139.00
HDL	143,197,790.00	4,563.00	API	226,662.00	350.00	HIDCL	1,674.00
MLBSL	125,312,004.00	4,700.00	SPDL	209,861.00	325.00	JLI	1,602.00
SHIVM	106,327,351.00	1,503.00	NCCB	183,252.00	365.00	UPPER	1,601.00
NIFRA	97,261,154.00	534.00	NRIC	183,137.00	1,496.00	SHEL	1,295.00
GBLBS	96,805,080.00	1,289.00	NIFRA	182,691.00	534.00	API	1,123.00
RBCLPO	92,691,485.00	16,951.00	NBL	174,057.00	417.00	NICLBSL	1,037.00
NABIL	85,094,464.00	1,260.00	HPPL	169,432.00	408.00	GBLBS	708.00

## Monthly Update (Chaitra 2077):



Contact Us: **NIC ASIA Capital Limited**, 3rd Floor, Siddhartha Insurance Complex, Babar Mahal, Kathmandu, Tel No: +977-01-5705994 (Hunting Line), 5705664, 5706318,

Fax No: 977-1-57064, Email: [info@nicasiacapital.com](mailto:info@nicasiacapital.com), Website: [www.nicasiacapital.com](http://www.nicasiacapital.com)

Disclaimer: This summary is designed to give information on general nature only, so you should seek advice from your investment advisor or others as appropriate before taking any action. So, NIC ASIA Capital Limited expressly disclaim representation of opinion, thus the information as in should only be used by investor who are aware of risk in securities trading. Furthermore, NIC ASIA Capital does not accept any liability whatsoever for any loss arising in the securities trading from the use of this content.