



Market Analysis:



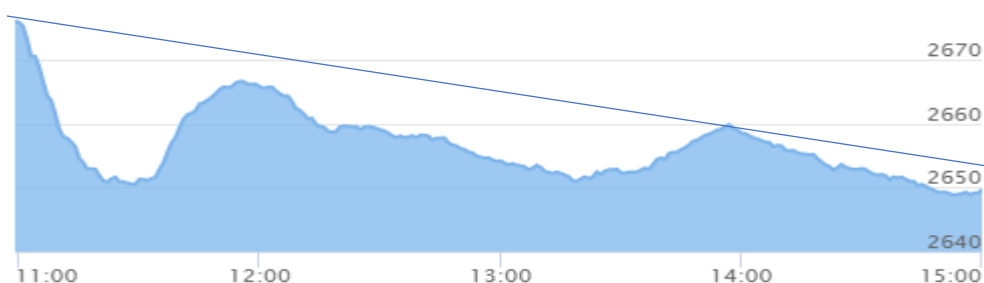
As per attached chart, Market has slipped by 5.09 points & closed at 2649 level. Market has opened on a huge 21.26 positive points but the yesterday's last minute buying could not have sustained to close higher. Index has formed the marubozu black like structure indicating bearish signal as per daily candlestick chart. If market deny to go above by making powerful bullish pattern, then trend reversal is possible. All the sector closed red except the trading, hydropower, no life insurance and finance. On this day 80 stocks advanced, 84 declined and 20 have remain unchanged.

Amid low volatility bullish momentum kept buying pressure on all sectors and also proved by rising turnover. NEPSE index traded above the crucial support level of 2640 but also closed at nearly same level. The recent buying in insurance, other, development banks, hydropower, trading manufacturing sector was helping the index to inch higher while other index heavyweights are seeing a sideways. As we reiterate NEPSE travelling in very weak trend and volatility index is continuing decline. Hence more range bound or sideways market movement. But strong bounce back due to higher liquidity influx at lower interest rate is again key drivers for up move as Index is aiming to reach the 2741-2891 mark during the course of the next couple of weeks if the nonconformance does not arise and 2640 level will continue to remain the support for short to medium term. The market recovery had been started after the third quarter financials were publicly available. The sentiment of investors is still in range bound bullish as the listed companies are reporting earnings are higher than expected. But the impose of lockdown will derailing investor sentiment. This will affect the companies earning for next fiscal year. So monitoring every key level for trend shift movement and execution for risk mitigation on this situation will be good strategy.

Corporate News: API power has announced book closure for 1:0.2938 right issue on Baisakh 29..

Market Summary : (05.05.2021)

Index	Current	Points Change	% Change
NEPSE	2,649.60	(5.09)	-0.19%
Turnover "NPR"	6,216,814,313.00	164,577,502.00	2.72%



➤ Market lost 5.09 points on Wednesday and closed 2649.60 level.

➤ **Sub-Indices:**

Sub-Indices	Current	Points Change	%Change
Banking	1,771.61	(4.99)	(0.28)
Trading	3,930.86	9.41	0.24
Hotels And Tourism	3,314.00	(37.78)	(1.13)
Development Bank	2,816.36	(3.26)	0.12
Hydropower	2,657.27	45.27	1.73
Finance	1,252.48	10.08	0.81
Non-Life Insurance	13,263.29	9.27	0.07
Manu.& Pro.	5,763.58	(67.07)	(1.15)
Others	2,068.74	(21.91)	(1.05)
Microfinance	5,525.98	(3.89)	(0.07)
Life Insurance	17,349.96	(55.24)	(0.32)
Mutual Fund	13.44	(0.02)	(0.12)
Investment	98.37	(0.51)	(0.51)


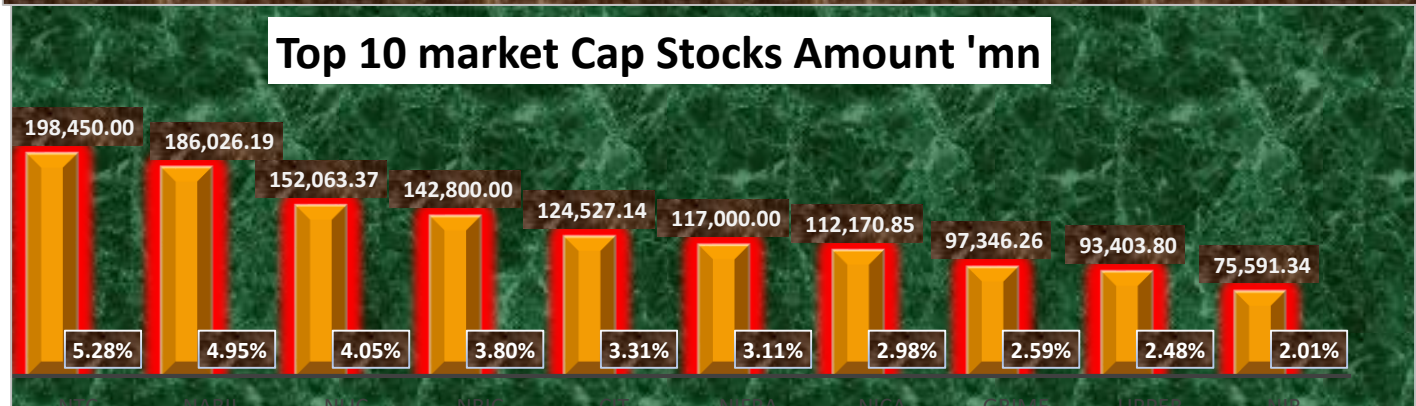
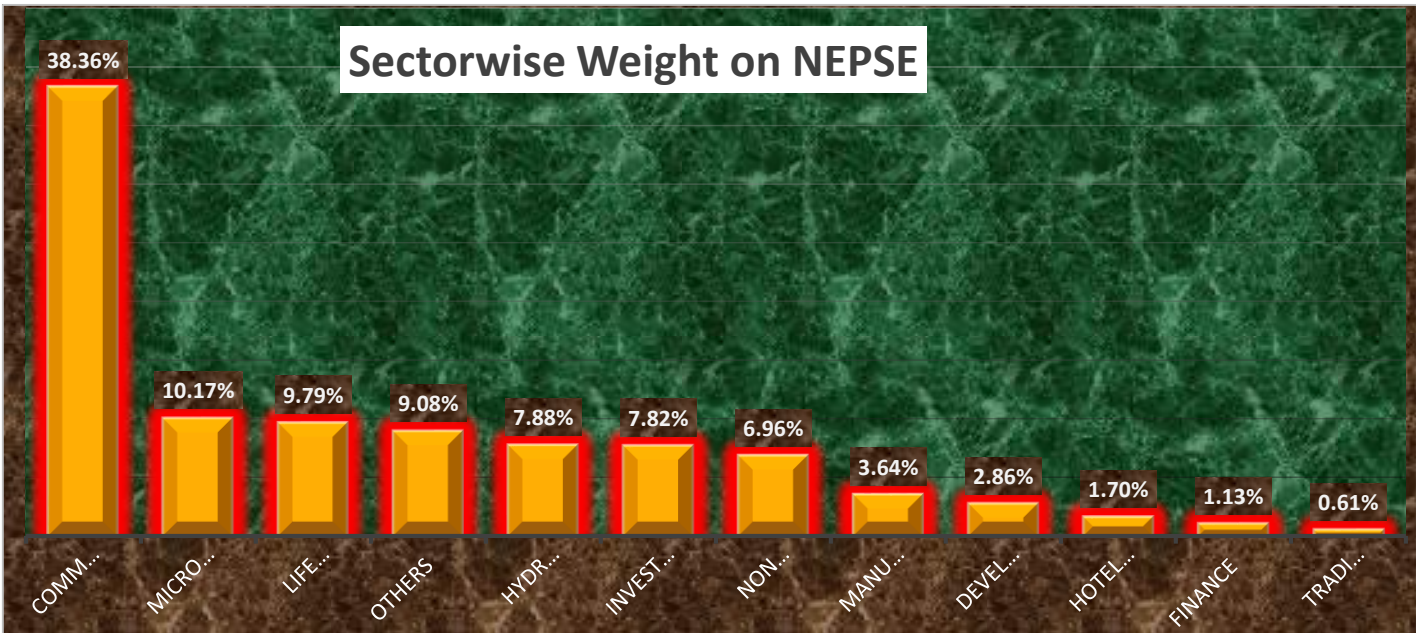
Stock Watch list:

Uptick Stocks	SHEL, BBC, STC, GILB, MMFDB, JSLBB, SLBS, MLBSL, ALBSL
Downtick Stocks	FMDBL, NFS, BPCL, UNL, OHL, NHDL, SHL, TRH, CGH

Major Market Movement:

Top Gainers				Top Losers			
Symbol	LTP	Point Change	% Change	Symbol	LTP	Point Change	% Change
RHPC	253.00	23.00	10.00	ALBSL	1,888.00	(67.00)	(3.43)
RRHP	407.00	37.00	10.00	LLBS	2,293.00	(77.00)	(3.25)
BBC	7,462.00	678.00	9.99	ILBS	1,820.00	(60.00)	(3.19)
SHEL	529.00	48.00	9.98	SABSL	1,801.00	(58.00)	(3.12)
MLBSL	4,573.00	415.00	9.98	UMHL	241.00	(7.00)	(2.82)
CHL	375.00	34.00	9.97	NMFBS	3,798.00	(102.00)	(2.62)
SMATA	665.00	60.00	9.92	GBLBS	1,299.00	(35.00)	(2.62)
UNHPL	168.00	15.00	9.80	MLBBL	1,985.00	(50.00)	(2.46)
JOSHI	158.00	14.00	9.72	FOWAD	2,975.00	(75.00)	(2.46)
BARUN	271.00	24.00	9.72	SIGS2	12.10	(0.30)	(2.42)
Top Stocks by Turnover			Top stocks by shares traded			Top stocks by no. of transaction	
Symbol	Turnover	Closing Price	Symbol	Shares Traded	Closing Price	Symbol	No. Of Transactions
PRINPO	236,968,776.00	551.00	PRINPO	735,000.00	551.00	SHEL	6,219.00
NICLBSL	223,615,625.00	1,873.00	NCCB	532,313.00	363.00	NICLBSL	3,540.00
NCCB	194,746,941.00	363.00	NHPC	502,941.00	167.00	NIFRA	2,478.00
API	182,717,889.00	367.00	API	496,544.00	367.00	API	2,113.00
JSLBB	152,349,516.00	5,395.00	HDHPC	424,569.00	183.00	JLI	1,927.00
AKPL	137,297,262.00	356.00	AKPL	384,481.00	356.00	GLH	1,478.00
NIFRA	124,601,784.00	540.00	UMHL	383,988.00	241.00	UPCL	1,323.00
GBLBS	119,893,945.00	1,299.00	UPCL	348,941.00	206.00	NHPC	1,079.00
NRIC	111,693,192.00	1,458.00	RHPC	308,930.00	253.00	GBLBS	1,076.00
CBBL	109,625,679.00	1,805.00	CBL	263,430.00	238.00	UMHL	1,056.00

Monthly Update (Chaitra 2077):



Contact Us: **NIC ASIA Capital Limited**, 3rd Floor, Siddhartha Insurance Complex, Babar Mahal, Kathmandu, Tel No: +977-01-5705994 (Hunting Line), 5705664, 5706318,

Fax No: 977-1-57064, Email: info@nicasiacapital.com, Website: www.nicasiacapital.com

Disclaimer: This summary is designed to give information on general nature only, so you should seek advice from your investment advisor or others as appropriate before taking any action. So, NIC ASIA Capital Limited expressly disclaim representation of opinion, thus the information as in should only be used by investor who are aware of risk in securities trading. Furthermore, NIC ASIA Capital does not accept any liability whatsoever for any loss arising in the securities trading from the use of this content.