



Market Analysis:



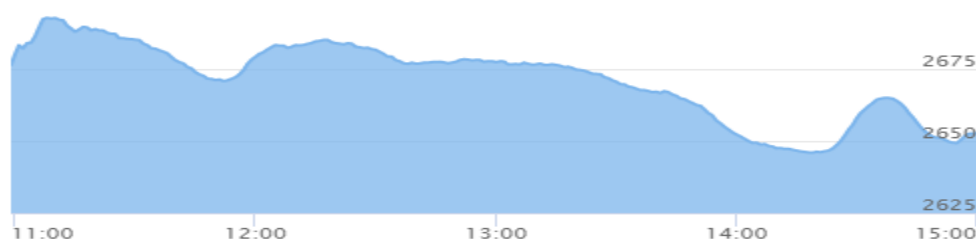
As per attached chart, Market has declined by 12.35 points & closed at 2652 level. Market has opened with 11.35 positive points & bull continued its wining journey but bear fight till the last hour to close lower. Index has formed the spinning top black like structure indicating neutral signal as per daily candlestick chart. Investor's indecisiveness helped market to be in neutral zone, hence tomorrow's trading days will be crucial to watch whether it will resume its upward journey or starts southern move. All the sectors closed red except the microfinance and investment. While daily turnover is slightly higher than yesterday's & traded the 7.52 arba.

The market witnessing a volatile season as the average true range continued to increasing and reached to 52.07. Continuous rise in volume is supporting the bullish force. The leading indicator are slowly changing towards bullish zone but daily chart is making neutral or sideways patterns. So there is still some uncertainty about the market and investor's sentiment due to COVID-19. Yesterday market rallied above 2640, touched 2665. Sustainable closing above 2700 will make further market direction as the most of the indicators still negatively poised. Index managed to hold its bullish stream and managed to close a day above the crucial support zone. The index must decisively cross 2700 zone which was a good hurdle and managed to close above the same hinting fresh doors are open for zone 2700-2900. Yesterday strong gains were witnessed in hydropower, microfinance manufacturing, insurance, trading, investment and others. Investors should stay focused on quality sectors with the trend movement and watch at the trend of liquidity inflows, which is also the main factor of the recent rally, also macroeconomic eventful data and announcements are crucial to watch on short term.

Corporate News: (API) gets final approval on right issue of 29.38%. Samata Gharelu Laghubitta Bittiya Sanstha Limited (SMATA) are now listed in NEPSE after successful merger.

Market Summary : (03.05.2021)

Index	Current	Points Change	% Change
NEPSE	2,652.75	(12.35)	-0.46%
Turnover "NPR"	7,529,283,086.00	168,482,586.00	2.29%



➤ Market lost 12.35 points on Monday and closed at 2652.75 level.

➤ Sub-Indices:

Sub-Indices	Current	Points Change	%Change
Banking	1,784.24	(9.78)	(0.55)
Trading	3,828.53	(15.08)	(0.39)
Hotels And Tourism	3,387.55	(12.42)	(0.37)
Development Bank	2,830.85	(33.68)	(1.18)
Hydropower	2,581.09	(32.09)	(1.23)
Finance	1,246.08	(9.09)	(0.72)
Non-Life Insurance	13,287.49	(80.96)	(0.61)
Manu.& Pro.	5,824.38	(64.08)	(1.09)
Others	2,108.97	(32.72)	(1.53)
Microfinance	5,392.23	69.03	1.30
Life Insurance	17,469.44	(90.95)	(0.52)
Mutual Fund	13.44	-	(0.03)
Investment	98.66	0.49	0.50


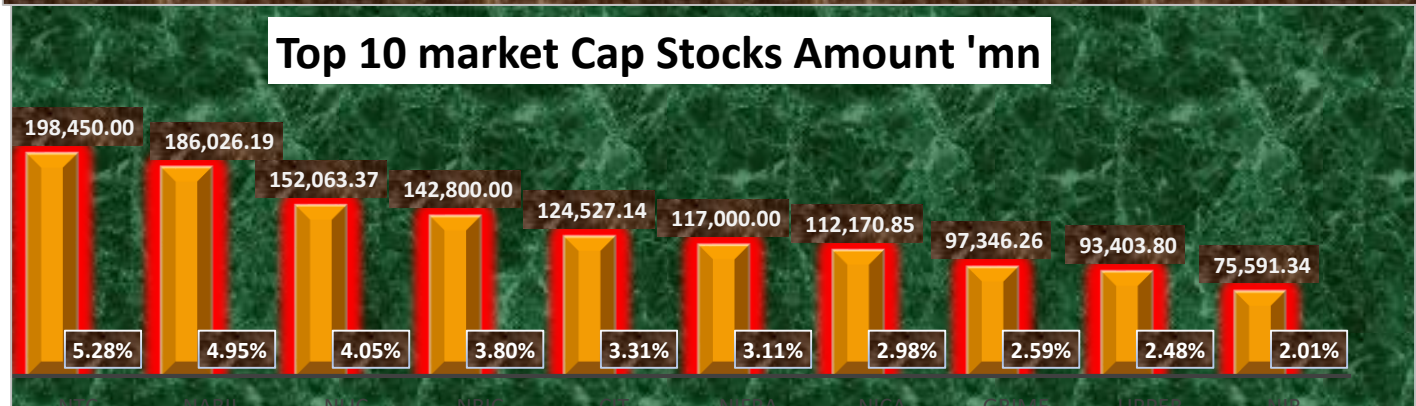
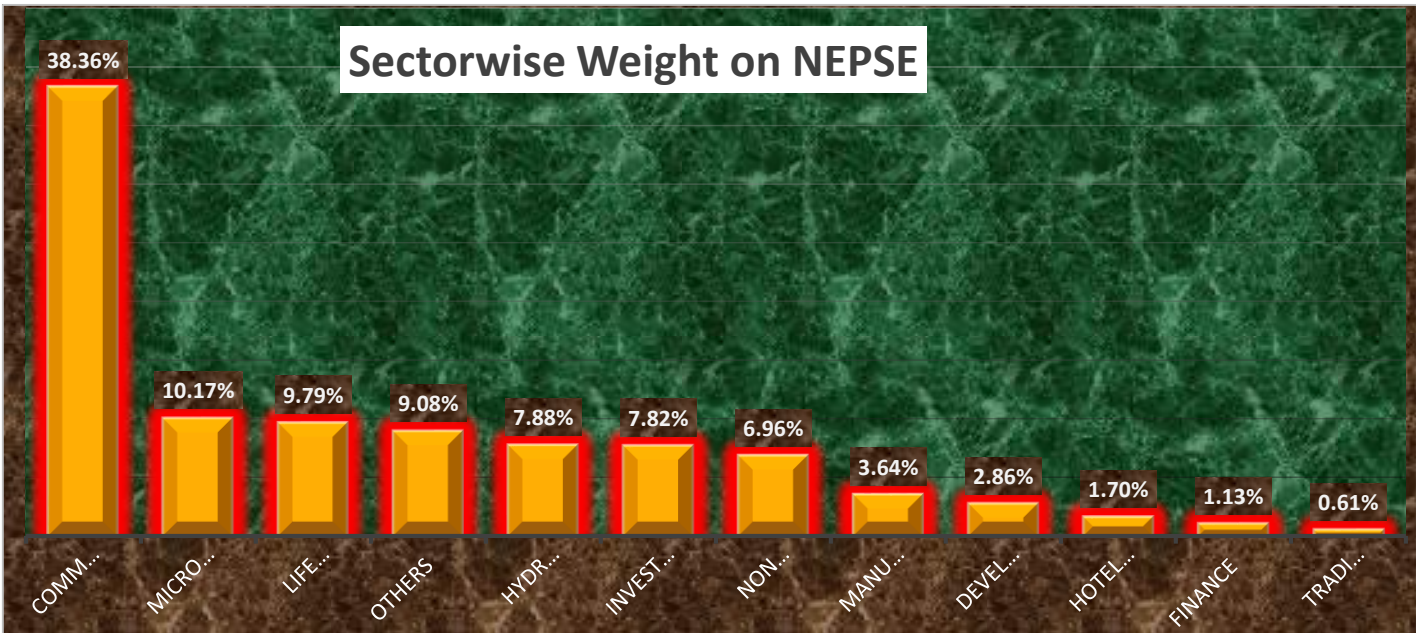
Stock Watch list:

Uptick Stocks	SHEL, BBC, STC, GILB, MMFDB, JSLBB, SLBS, MLBSL, ALBSL
Downtick Stocks	FMDBL, NFS, BPCL, UNL, OHL, NHDL, SHL, TRH, CGH

Major Market Movement:

Top Gainers				Top Losers			
Symbol	LTP	Point Change	% Change	Symbol	LTP	Point Change	% Change
NMFBS	3,700.00	336.00	9.99	HURJA	377.00	(14.00)	(3.58)
BBC	6,168.00	560.00	9.99	RHPL	463.00	(16.00)	(3.34)
MLBSL	3,780.00	343.00	9.98	HPPL	411.00	(14.00)	(3.29)
NGPL	278.00	25.00	9.88	JFL	266.00	(9.00)	(3.27)
SHEL	438.00	39.00	9.77	SINDU	250.00	(7.00)	(2.72)
UMHL	226.00	14.00	6.60	SJCL	453.00	(11.00)	(2.37)
RADHI	525.00	29.00	5.85	LEC	330.00	(8.00)	(2.37)
CHL	326.00	18.00	5.84	GRDBL	210.00	(5.00)	(2.33)
MERO	1,647.00	88.00	5.64	PROFL	177.00	(4.00)	(2.21)
CLBSL	1,361.00	71.00	5.50	BFC	177.00	(4.00)	(2.21)
Top Stocks by Turnover			Top stocks by shares traded			Top stocks by no. of transaction	
Symbol	Turnover	Closing Price	Symbol	Shares Traded	Closing Price	Symbol	No. Of Transactions
API	393,559,351.00	369.00	API	1,060,252.00	369.00	SHEL	8,968.00
NRIC	297,439,985.00	1,492.00	NCCB	630,045.00	363.00	API	3,957.00
GBLBS	285,211,501.00	1,299.00	HIDCL	555,755.00	485.00	NIFRA	3,643.00
HIDCL	271,512,356.00	485.00	HDHPC	428,426.00	169.00	HIDCL	2,809.00
NCCB	231,611,313.00	363.00	NIFRA	368,189.00	544.00	JLI	2,300.00
NIFRA	201,660,082.00	544.00	AHPC	362,571.00	299.00	GBLBS	1,951.00
UPPER	153,989,781.00	849.00	UMHL	355,856.00	226.00	NRIC	1,926.00
NABIL	151,495,839.00	1,284.00	NGPL	345,536.00	278.00	NCCB	1,417.00
HDL	148,379,325.00	4,620.00	SANIMA	292,782.00	396.00	AHPC	1,395.00
NTC	136,738,796.00	1,347.00	RHPC	247,320.00	224.00	GBIME	1,275.00

Monthly Update (Chaitra 2077):



Contact Us: **NIC ASIA Capital Limited**, 3rd Floor, Siddhartha Insurance Complex, Babar Mahal, Kathmandu, Tel No: +977-01-5705994 (Hunting Line), 5705664, 5706318,

Fax No: 977-1-57064, Email: info@nicasiacapital.com, Website: www.nicasiacapital.com

Disclaimer: This summary is designed to give information on general nature only, so you should seek advice from your investment advisor or others as appropriate before taking any action. So, NIC ASIA Capital Limited expressly disclaim representation of opinion, thus the information as in should only be used by investor who are aware of risk in securities trading. Furthermore, NIC ASIA Capital does not accept any liability whatsoever for any loss arising in the securities trading from the use of this content.